



SOUTH DEVON HERD BOOK SOCIETY

SEMEN LIST

9th December 2009

Semen available from the Society and its members for bulls with minimum Quality Beef Index values of +8

List compiled from Breedplan analysis: July 2009

**South Devon Herd Book Society
Westpoint
Clyst St Mary
Exeter
Devon EX5 1DJ
Tel: 01392 447 494 Fax: 01392 447 495
E-mail: info@sdhbs.org.uk
Website: www.sdhbs.org.uk**

UNDERSTANDING BREEDPLAN PERFORMANCE RECORDING

ESTIMATED BREEDING VALUES (EBVs)

The EBV is the best estimate of an animal's genetic merit for that trait. Each breed's EBVs are calculated specifically for that breed, for comparisons within the breed, and there can be no cross comparison between breeds.

ACCURACY

An accuracy value is presented with every EBV and gives an indication of the amount of information that has been used in the calculation of that EBV. The higher the accuracy the lower the likelihood of change in the animal's EBV as more information is analysed for that animal or its relatives. *Low accuracies should be treated with caution.*

Calving Ease Calving Ease EBVs are based on calving difficulty scores, birth weights and gestation length information. *Negative EBVs mean more difficult calving whilst positive EBVs mean easier calving.*

Direct: Direct calving ease indicates how this bull influences the birth of its progeny. *High negatives are bad whilst high positives are good.*

Daughters: Daughter's calving ease indicates how well the animal produces daughters that have easier calving. This is an important trait if you are breeding your own replacements. *Again, high negatives are bad whilst high positives are good.*

BIRTH AND FERTILITY

Gestation Length: Gestation Length EBVs (days) is based on AI and observed natural service records. Lower (negative) Gestation Length EBVs indicate shorter gestation lengths which generally relate to easier calving and increased growth after birth.

Birthweight: Birth Weight EBV (kg) is based on the measured birth weight of animals, adjusted for dam age. *The lower the value the lighter the calf at birth and the lower the likelihood of a difficult birth. This is particularly important when selecting sires for use over heifers.*

Scrotal Size: Scrotal Size EBV (cm) is an indicator of male fertility in regards to semen quality and quantity. *Higher (positive) EBVs indicate*

higher fertility. There is also a small negative correlation with age of puberty in female progeny ie, the daughters of bulls with larger testicles may come into season at an earlier age.

GROWTH

Milk: 200-Day Milk EBV (kg) is an estimate of an animal's milking ability. For sires, this EBV is indicative of their daughter's milking ability as it affects the 200-day weight of their calves. *Bulls with high 200 day milk EBVs have more milky daughters.*

200: 200-Day Growth EBV (kg) is calculated from the weight of the animals taken between 80 and 300 days of age. Values are adjusted to 200 days and for dam age. This EBV is the best single estimate of an animal's genetic merit for growth to early ages. *The higher the 200 day EBV then the higher the suckled calf or weaning weight.*

400: 400-Day Weight EBV (kg) is calculated from the weight of progeny taken between 301 and 500 days of age, adjusted to 400 days and for dam age. This EBV is the best single estimate of an animal's genetic merit for yearling weight. *Higher 400 day EBVs indicate earlier maturing progeny with a greater weight at an earlier age.*

600: 600-Day Weight EBV (kg) is calculated from the weight of progeny taken between 501 and 900 days of age, adjusted to 600 days and for dam age. This EBV is the best single estimate of an animal's genetic merit for growth beyond yearling age.

Mature Cow Weight: Mature Cow Weight EBV (kg) is an estimate of the genetic difference in cow weight at 5 years of age. Moderate or larger EBVs are generally more favourable.

CARCASE

Carcase Weight: Carcase Weight EBV (kg) estimates the genetic difference in carcase weight at a standard age of 650 days. **An important trait for finished cattle production.**

Eye Muscle Area: Eye Muscle Area EBV (cm²) estimates genetic differences in eye muscle area of a 300 kg dressed carcase. *More positive EBVs indicate better muscling on animals.*

Fat: Rib Fat EBV (mm) estimates the genetic differences in fat depth at the rib in a 300 kg dressed carcase. *More positive EBVs indicate more subcutaneous fat and earlier maturity, leading to a higher fat classification in slaughtered progeny.*

Retail Beef Yield %: Retail Beef Yield Percent EBV (%) represents total (boned out) meat yield as a percentage of a 300 kg dressed carcass. A more positive EBV indicates higher percentage yield for the 300 kg carcass size. This is an important trait in finished steers and heifers.

QUALITY BEEF INDEX

The South Devon Quality Beef Index is a combination of all traits into a single figure and is a measure of a terminal sire's ability to produce prime steers and heifers for the finished market whilst maintaining calving ease at a reasonable level.

PERCENTILE BANDS FOR 2007 BORN CALVES

Percentile bands enable you to compare particular EBVs against the national herd average, and "rank" the animal accordingly. It is updated at each BLUP run

Percentile Band	Calv. Ease Direct (%)	Calv. Ease Dtrs (%)	Gest. Len. (days)	Birth Wt. (kg)	200 Day Wt. (kg)	400 Day Wt. (kg)	600 Day Wt. (kg)	Mat. Cow Wt. (kg)	Milk (kg)	Scrotal Size (cm)	Carcass Wt. (kg)	Eye Muscle Area (sq.cm)	Rib Fat (mm)	Retail Beef Yield (%)	IMF %	Quality Beef Index (GBP)
Top Value	+19.0	+10.6	-3.0	-5.2	+50	+74	+88	+97	+14	+2.4	+51	+5.2	-1.4	+2.0	+0.5	+28
Top 1%	+9.9	+7.7	-1.5	-3.1	+33	+55	+66	+70	+9	+0.9	+40	+3.2	-0.8	+1.1	+0.3	+22
Top 5%	+6.8	+5.7	-0.9	-2.0	+28	+45	+56	+58	+7	+0.6	+34	+2.7	-0.5	+0.9	+0.2	+19
Top 10%	+5.1	+4.5	-0.6	-1.3	+25	+41	+51	+53	+6	+0.5	+31	+2.5	-0.4	+0.7	+0.2	+17
Top 15%	+4.1	+3.8	-0.5	-0.7	+23	+39	+48	+49	+5	+0.4	+29	+2.4	-0.3	+0.6	+0.1	+16
Top 20%	+3.4	+3.4	-0.3	-0.3	+22	+36	+45	+47	+5	+0.4	+28	+2.3	-0.3	+0.6	+0.1	+15
Top 25%	+2.7	+2.9	-0.2	+0.1	+20	+35	+44	+45	+5	+0.3	+27	+2.3	-0.2	+0.5	0.0	+15
Top 30%	+2.2	+2.5	0.0	+0.4	+19	+33	+42	+43	+4	+0.3	+26	+2.2	-0.2	+0.4	0.0	+14
Top 35%	+1.5	+2.0	+0.1	+0.6	+18	+32	+40	+41	+4	+0.3	+25	+2.1	-0.1	+0.4	-0.1	+13
Top 40%	+0.9	+1.6	+0.2	+0.9	+17	+31	+39	+39	+4	+0.3	+24	+2.1	-0.1	+0.4	-0.1	+13
Top 45%	+0.4	+1.2	+0.3	+1.1	+16	+30	+37	+38	+3	+0.3	+23	+2.0	-0.1	+0.3	-0.1	+12
Top 50%	0.0	+0.9	+0.4	+1.2	+15	+28	+36	+36	+3	+0.2	+22	+1.9	0.0	+0.3	-0.1	+12
Top 55%	-0.7	+0.6	+0.4	+1.5	+14	+27	+35	+35	+3	+0.2	+21	+1.9	0.0	+0.2	-0.1	+11
Top 60%	-1.3	+0.3	+0.5	+1.7	+13	+26	+34	+34	+2	+0.2	+21	+1.8	0.0	+0.2	-0.1	+11
Top 65%	-2.0	0.0	+0.6	+1.9	+12	+25	+32	+32	+2	+0.2	+20	+1.7	+0.1	+0.1	-0.1	+10
Top 70%	-2.7	-0.5	+0.7	+2.1	+11	+24	+31	+31	+1	+0.2	+19	+1.7	+0.1	0.0	-0.2	+10
Top 75%	-3.4	-1.0	+0.8	+2.3	+10	+23	+29	+29	+1	+0.1	+19	+1.6	+0.2	0.0	-0.2	+9
Top 80%	-4.2	-1.4	+1.0	+2.5	+9	+21	+27	+27	0	+0.1	+18	+1.5	+0.3	-0.2	-0.2	+9
Top 85%	-5.3	-2.0	+1.1	+2.8	+8	+20	+25	+25	0	+0.1	+17	+1.4	+0.5	-0.4	-0.2	+8
Top 90%	-6.6	-2.7	+1.2	+3.2	+6	+18	+23	+22	-1	0.0	+15	+1.2	+0.7	-0.7	-0.2	+7
Top 95%	-8.5	-4.0	+1.6	+3.7	+3	+15	+19	+17	-2	0.0	+13	+1.0	+0.8	-0.9	-0.3	+6
Top 99%	-12.2	-6.3	+2.3	+5.1	-1	+9	+11	+6	-5	-0.3	+8	+0.7	+1.1	-1.2	-0.4	+3
Low Value	-19.6	-10.3	+4.1	+7.5	-9	-6	0	-7	-14	-1.5	0	-0.5	+2.0	-2.3	-0.9	-2

ET AI ASDIG CONCORDE 5

Ear No UKGJ0572-00004

Born 13/03/1995

Bred by ASDIG Ltd, MACARONI FARM, EASTLEACH, CIRENCESTER, GLOS, GL7 3NG
Available from W H D Scott, Grove Farms, Wells Folly, Moreton-in-Marsh, Glos, GL56 0PA, tel 01608 651464

Qualifies for EU export

Sire – GROVE CHARLEMAGNE 5 EF347-206 s. HIGHGATE PIONEER 9 T1963-89119
d. GROVE CHERRY 5 EF347-8913
Dam – GROVE COLTSFOOT 23 EF347-9112 s. ROSKYMER SAFFRON'S TRUMP 1 TE771-77
d. GROVE COLTSFOOT 12 EF347-8715

July 2009 South Devon BREEDPLAN EBVs														
	Calv. Ease Direct (%)	Calv. Ease Dtrs (%)	Gest. Len. (days)	Birth Wt. (kg)	200 Day Wt. (kg)	400 Day Wt. (kg)	600 Day Wt. (kg)	Milk (kg)	Scrotal Size (cm)	Carcase Wt. (kg)	Eye Muscle Area (sq.cm)	Rib Fat (mm)	Retail Beef Yield (%)	IMF %
EBV	+4.6	-10.0	-0.8	+1.9	+23	+33	+40	-6	0.0	+20	+0.9	+0.5	-0.7	+0.1
Acc	84%	82%	79%	94%	92%	91%	86%	85%	45%	79%	61%	71%	69%	50%
Breed Avg. EBVs for 2007 Born Calves														
EBV	-0.4	+0.9	+0.3	+1.1	+15	+29	+37	+3	+0.2	+23	+1.9	0.0	+0.2	-0.1

Traits Observed: BWT, 200WT(x2), 400WT(x2), SS, FAT, EMA

Statistics: Number of Herds: 6, Progeny Analysed: 120, Scan Progeny: 44, Number of Dtrs: 17

SELECTION INDEX VALUES		
Market Target	Index Value	Breed Average
Quality Beef Index (GBP)	+12	+12

CHAPPLE STARDUST 1

Ear No UKVN1571-00015

Born 22/04/1996

Bred by MR & MRS C J SMALLWOOD, CHAPPLE FARM, GIDLEIGH, CHAGFORD, DEVON, TQ13 8MP
Available from South Devon Herd Book Society

Price £5.00 per straw

Sire – EDMESTON STARDUST 9 V2745-9103 s. SEXTON SATURN 80 V3451-701
d. EDMESTON KITTY 242 V2745-619
Dam – KENDALLS KANNA 1 DP374-9105 s. HIGHGATE PIONEER 3 T1963-87044
d. BEZURRELL ROSE 59 T3137-413

July 2009 South Devon BREEDPLAN EBVs													
	Calv. Ease Direct (%)	Calv. Ease Dtrs (%)	Gest. Len. (days)	Birth Wt. (kg)	200 Day Wt. (kg)	400 Day Wt. (kg)	600 Day Wt. (kg)	Milk (kg)	Carcase Wt. (kg)	Eye Muscle Area (sq.cm)	Rib Fat (mm)	Retail Beef Yield (%)	
EBV	-6.1	+5.1	+0.8	+1.6	+11	+25	+37	+4	+18	+1.7	-0.1	+0.1	
Acc	63%	63%	63%	82%	78%	74%	74%	70%	60%	29%	41%	38%	
Breed Avg. EBVs for 2007 Born Calves													
EBV	-0.4	+0.9	+0.3	+1.1	+15	+29	+37	+3	+23	+1.9	0.0	+0.2	

Traits Observed: BWT, 200WT(x2), 400WT, 600WT(x2)

Statistics: Number of Herds: 8, Progeny Analysed: 54, Scan Progeny: 6, Number of Dtrs: 7

SELECTION INDEX VALUES		
Market Target	Index Value	Breed Average
Quality Beef Index (GBP)	+8	+12

CHOLWELLS ACE 3

Ear No V1456-7912

Born 25/02/1979

Bred by JB ROSSITER, CHOLWELLS FARM, KINGSBRIDGE, DEVON, TQ7 3BH

Available from South Devon Herd Book Society

Price £5.00 per straw

Sire - WINSOR ACE 10 WIN-7575


s. WINSOR SLAM XBN-838

d. WINSOR COWSLIP 33 MUD-365

s. BAPTON YEOMAN MMV-597

d. TREGASSO IVY 21 MYZ-063

Dam - TREGASSO IVY 30 XBM-063

July 2009 South Devon BREEDPLAN EBVs											
	Calv. Ease Direct	Calv. Ease Dtrs	Birth Wt.	200 Day Wt.	400 Day Wt.	600 Day Wt.	Milk (kg)	Carcase Wt.	Eye Muscle Area	Rib Fat	Retail Beef Yield
	(%)	(%)	(kg)	(kg)	(kg)	(kg)	(kg)	(kg)	(sq.cm)	(mm)	(%)
EBV	-3.5	-0.3	+1.4	+17	+35	+33	-2	+24	+1.8	-0.1	+0.1
Acc	46%	44%	74%	83%	77%	78%	61%	66%	26%	32%	31%
Breed Avg. EBVs for 2007 Born Calves											
EBV	-0.4	+0.9	+1.1	+15	+29	+37	+3	+23	+1.9	0.0	+0.2

Traits Observed: 200WT(x2), 400WT(x2), FAT
Statistics: Number of Herds: 6, Progeny Analysed: 22,

SELECTION INDEX VALUES

Market Target	Index Value	Breed Average
Quality Beef Index (GBP)	+13	+12

AI CHOLWELLS KING 2

Ear No V1456-8012

Born 14/02/1980

Bred by J B ROSSITER, CHOLWELLS FARM, KINGSBRIDGE, DEVON, TQ7 3BH

Available from South Devon Herd Book Society

Price £5.00 per straw

Sire - CHOLWELLS ACE 1 V1456-7755


s. WINSOR ACE 10 WIN-7575

d. CHOLWELLS GWENDOLINE XBU-095

s. CHOLWELLS EXPRESS 2 XAP-301

d. AI CHOLWELLS BETTY MYL-8818

Dam - CHOLWELLS POLL BETTY 3 (T) V1456-7525

July 2009 South Devon BREEDPLAN EBVs					
	Birth Wt.	200 Day Wt.	400 Day Wt.	600 Day Wt.	Milk
	(kg)	(kg)	(kg)	(kg)	(kg)
EBV	+1.7	+24	+33	+43	+5
Acc	52%	66%	59%	55%	50%
Breed Avg. EBVs for 2007 Born Calves					
EBV	+1.1	+15	+29	+37	+3

Traits Observed: 200WT(x2), 400WT

Statistics: Number of Herds: 1, Progeny Analysed: 5, Number of Dtrs: 1

SELECTION INDEX VALUES

Market Target	Index Value	Breed Average
Quality Beef Index (GBP)	+12	+12

Z CILGWRRWG ILLYA

Ear No UKFV0180-00017

Born 02/02/1997

Bred by R V HARTSHORN, 14 RODEN LANE, RODEN, TELFORD, SHROPSHIRE, TF6 6BJ

Available from T M Kent, t/a J Kent, Eyton Farm, Baschurch, Shrewsbury, Shropshire, SY4 2JJ

Sire – PAPER MILL SAFFRON G8388-9304

s. PAPER MILL TRUMP SAD-804

d. HOLCOMBE EFFIE 12 V9260-831

Dam – CILGWRRWG FRUHLING FV180-9406

s. EDMESTON TRUSTY 4 V2745-809

d. CILGWRRWG DYFNAINT FV180-9201

July 2009 South Devon BREEDPLAN EBVs															
	Calv. Ease Direct (%)	Calv. Ease Dtrs (%)	Gest. Len. (days)	Birth Wt. (kg)	200 Day Wt. (kg)	400 Day Wt. (kg)	600 Day Wt. (kg)	Mat. Cow Wt. (kg)	Milk (kg)	Scrotal Size (cm)	Carcase Wt. (kg)	Eye Muscle Area (sq.cm)	Rib Fat (mm)	Retail Beef Yield (%)	IMF %
EBV	-3.3	+0.1	+1.4	+4.3	+35	+62	+66	+68	-4	+1.2	+43	+2.0	-0.4	+0.7	-0.4
Acc	85%	82%	89%	95%	94%	93%	91%	80%	89%	64%	84%	57%	71%	68%	53%
Breed Avg. EBVs for 2007 Born Calves															
EBV	-0.4	+0.9	+0.3	+1.1	+15	+29	+37	+37	+3	+0.2	+23	+1.9	0.0	+0.2	-0.1

Traits Observed: BWT, 200WT(x2), 400WT(x2), FAT, EMA

Statistics: Number of Herds: 36, Progeny Analysed: 247, Scan Progeny: 39, Number of Dtrs: 49

SELECTION INDEX VALUES		
Market Target	Index Value	Breed Average
Quality Beef Index (GBP)	+25	+12

EDMESTON HOMER 1

Ear No UKV2745-00610

Born 09/04/1998

Bred by J C & S M IRISH, YARNHAY, BROWNSTON ST, MODBURY, IVYBRIDGE, DEVON, PL21 0RQ

Available from The Tully Partnership, East Farm, Waddeton Brixham, Devon, TQ5 0EL, tel 01803 842394

Available for export to EU

Sire – ERME JAFFA V2167-9302

s. CROKERS MAJOR BILL B3837-688

d. ERME BUTERCUP 21 V2167-1472

Dam – EDMESTON HILDA 257 V2745-9492

s. STRETCHFORD CENTURION V4920-8965

d. EDMESTON HILDA 190 V2745-730

July 2009 South Devon BREEDPLAN EBVs														
	Calv. Ease Direct (%)	Calv. Ease Dtrs (%)	Gest. Len. (days)	Birth Wt. (kg)	200 Day Wt. (kg)	400 Day Wt. (kg)	600 Day Wt. (kg)	Mat. Cow Wt. (kg)	Milk (kg)	Scrotal Size (cm)	Carcase Wt. (kg)	Eye Muscle Area (sq.cm)	Rib Fat (mm)	Retail Beef Yield (%)
EBV	+1.1	+7.4	-1.5	+2.0	+25	+40	+64	-4	+0.5	+34	+1.5	-0.8	+0.6	
Acc	78%	70%	84%	93%	88%	85%	83%	67%	39%	70%	31%	37%	36%	
Breed Avg. EBVs for 2007 Born Calves														
EBV	-0.4	+0.9	+0.3	+1.1	+15	+29	+37	+3	+0.2	+23	+1.9	0.0	+0.2	

Statistics: Number of Herds: 14, Progeny Analysed: 139, Scan Progeny: 2, Number of Dtrs: 6

SELECTION INDEX VALUES		
Market Target	Index Value	Breed Average
Quality Beef Index (GBP)	+18	+12

ERME JAMB0**Ear No V2167-9201****Born 05/02/1992**

Bred by D E CAMP, HOMER PARK, STRETE, DARTMOUTH, DEVON, TQ6 0RU

Available from South Devon Herd Book Society

Price £5.00 per straw

Sire - SEXTON SATURN 80 V3451-701


s. AI GEORGE TEIGN SATURN 9 VH628-F4

d. SEXTON KAY 27 V3451-107

Dam - ERME FIDGET 68 V2167-1255

s. ERME MAGNUS V2167-888

d. AI ERME FIDGET 40 V2167-996

July 2009 South Devon BREEDPLAN EBVs													
	Calv. Ease Direct (%)	Calv. Ease Dtrs (%)	Gest. Len. (days)	Birth Wt. (kg)	200 Day Wt. (kg)	400 Day Wt. (kg)	600 Day Wt. (kg)	Milk (kg)	Scrotal Size (cm)	Carcase Wt. (kg)	Eye Muscle Area (sq.cm)	Rib Fat (mm)	Retail Beef Yield (%)
	EBV	-8.8	-2.1	+2.4	+3.5	+25	+39	+50	+2	+0.4	+29	+2.1	-0.4
Acc	83%	81%	85%	94%	93%	92%	90%	90%	63%	83%	62%	73%	70%
Breed Avg. EBVs for 2007 Born Calves													
EBV	-0.4	+0.9	+0.3	+1.1	+15	+29	+37	+3	+0.2	+23	+1.9	0.0	+0.2

Traits Observed: 200WT, 400WT(x2), SS, FAT, EMA**Statistics:** Number of Herds: **28**, Progeny Analysed: **218**, Scan Progeny: **85**, Number of Dtrs: **37**

SELECTION INDEX VALUES		
Market Target	Index Value	Breed Average
Quality Beef Index (GBP)	+14	+12

FOXHOLE MENZIES**Ear UK302314 100045****Born 23/01/2003**

Bred by K V & M A PLAIN, FOXHOLE FARM, KINSHAM, TEWKESBURY, GLOS, GL20 8HU, tel 01684 772096

Available from Genus plc, tel 08701 6222000

Sire – FOXHOLE BRADLEY UKWD0033-00053


s. ROSKYMER POLARIS 9 UKTE0771-00064

d. ROSKYMER BUTTERCUP 173 TE771-9424

Dam – FOXHOLE MARTHA UKWD0033-00064

s. SEXTON SATURN 9 V3451-450

d. FOXHOLE MYRTLE WD33-9410

July 2009 South Devon BREEDPLAN EBVs									
	Calv. Ease Direct (%)	Calv. Ease Dtrs (%)	Gest. Len. (days)	Birth Wt. (kg)	200 Day Wt. (kg)	400 Day Wt. (kg)	600 Day Wt. (kg)	Milk (kg)	
	EBV	-14.1	-2.3	+4.8	+5.4	+22	+38	+53	+3
Acc	58%	47%	70%	80%	73%	68%	66%	45%	
Breed Avg. EBVs for 2007 Born Calves									
EBV	-0.4	+0.9	+0.3	+1.1	+15	+29	+37	+3	

Traits Observed: BWT, 200WT(x2), 400WT(x2)**Statistics:** Number of Herds: **18**, Progeny Analysed: **50**,

SELECTION INDEX VALUES		
Market Target	Index Value	Breed Average
Quality Beef Index (GBP)	+11	+12

GROVE CHARLEMAGNE 5

EF347-9206

Born 10/01/1992

Bred by W H D SCOTT, WELLS FOLLY, MORETON-IN-MARSH, GLOS, GL56 0PA, tel 01608 651464

Available from breeder

Sire – HIGHGATE PIONEER 9 T1963-89119


s. TREGOTHA SAFFRON 37 T510-2184

d. HIGHGATE MABEL 3 (B) T1963-812

Dam – GROVE CHERRY 5 EF347-8913

s. GROVE HADRIAN EF347-8232

d. GROVE CHERRY EF347-8308

July 2009 South Devon BREEDPLAN EBVs														
	Calv. Ease Direct	Calv. Ease Dtrs	Gest. Len.	Birth Wt.	200 Day Wt.	400 Day Wt.	600 Day Wt.	Mat. Cow Wt.	Milk (kg)	Scrotal Size (cm)	Carcase Wt. (kg)	Eye Muscle Area (sq.cm)	Rib Fat (mm)	Retail Beef Yield (%)
	(%)	(%)	(days)	(kg)	(kg)	(kg)	(kg)	(kg)	(kg)	(cm)	(kg)	(sq.cm)	(mm)	(%)
EBV	+9.9	-6.6	-2.9	+1.1	+18	+31	+29	+21	+5	-0.1	+14	+1.2	+0.9	-0.8
Acc	91%	91%	91%	97%	96%	95%	93%	85%	95%	63%	89%	76%	84%	82%
Breed Avg. EBVs for 2007 Born Calves														
EBV	-0.4	+0.9	+0.3	+1.1	+15	+29	+37	+37	+3	+0.2	+23	+1.9	0.0	+0.2

Traits Observed: GL, BWT, 200WT(x2), 400WT(x2), FAT, EMA

Statistics: Number of Herds: 26, Progeny Analysed: 270, Scan Progeny: 98, Number of Dtrs: 66

SELECTION INDEX VALUES

Market Target	Index Value	Breed Average
Quality Beef Index (GBP)	+13	+12

GROVE CHARLEMAGNE 19

UKEF0347-00259

Born 18/02/1997

Bred by W H D SCOTT, WELLS FOLLY, MORETON-IN-MARSH, GLOS, GL56 0PA, tel 01608 651464

Available from breeder

Sire – S.D.E. TRUMP 3 SDE-34


s. WINSOR SAFFRON'S TRUMP XBN-809

d. COOMBE FARM BUTTERCUP 29 T6-638

Dam – GROVE CHERRY 9 EF347-9253

s. GROVE BRUTUS 12 EF347-8976

d. GROVE CHERRY 4 EF347-8818

July 2009 South Devon BREEDPLAN EBVs															
	Calv. Ease Direct	Calv. Ease Dtrs	Gest. Len.	Birth Wt.	200 Day Wt.	400 Day Wt.	600 Day Wt.	Mat. Cow Wt.	Milk (kg)	Scrotal Size (cm)	Carcase Wt. (kg)	Eye Muscle Area (sq.cm)	Rib Fat (mm)	Retail Beef Yield (%)	IMF %
	(%)	(%)	(days)	(kg)	(kg)	(kg)	(kg)	(kg)	(kg)	(cm)	(kg)	(sq.cm)	(mm)	(%)	(%)
EBV	-14.0	-6.4	+1.7	+6.1	+33	+40	+52	-2	-0.4	+29	+4.3	-0.4	+1.6	-0.2	
Acc	75%	69%	80%	89%	86%	84%	80%	70%	47%	73%	58%	68%	66%	51%	
Breed Avg. EBVs for 2007 Born Calves															
EBV	-0.4	+0.9	+0.3	+1.1	+15	+29	+37	+3	+0.2	+23	+1.9	0.0	+0.2	-0.1	

Traits Observed: BWT, 200WT(x2), 400WT(x2), FAT, EMA

Statistics: Number of Herds: 3, Progeny Analysed: 29, Scan Progeny: 12, Number of Dtrs: 5

SELECTION INDEX VALUES

Market Target	Index Value	Breed Average
Quality Beef Index (GBP)	+16	+12

GROVE GERMANICUS 13

Ear No UK 321568 100193

Born 16/02/2002

Bred by WHD SCOTT, WELLS FOLLY, MORETON-IN-MARSH, GLOUCESTERSHIRE, GL56 0PA

Available from South Devon Herd Book Society

Price £5.00 per straw

Qualifies for export to EU

Sire - EDMESTON CENTURION 11 V2745-9469


s. STRETCHFORD CENTURION V4920-8965

d. EDMESTON HILDA 174 V2745-668

Dam - HIGHGATE GEM 20 T1963-91242

s. AI TREVASSACK JUPITER T1056-97004

d. HIGHGATE GEM 11 T1963-028

July 2009 South Devon BREEDPLAN EBVs												
	Calv. Ease Direct (%)	Calv. Ease Dtrs (%)	Gest. Len. (days)	Birth Wt. (kg)	200 Day Wt. (kg)	400 Day Wt. (kg)	600 Day Wt. (kg)	Milk (kg)	Carcase Wt. (kg)	Eye Muscle Area (sq.cm)	Rib Fat (mm)	Retail Beef Yield (%)
	EBV	+1.0	+9.9	-2.0	-0.1	+6	+29	+28	+6	+18	+2.5	+0.2
Acc	69%	61%	71%	89%	87%	84%	80%	68%	70%	42%	48%	46%
Breed Avg. EBVs for 2007 Born Calves												
EBV	-0.4	+0.9	+0.3	+1.1	+15	+29	+37	+3	+23	+1.9	0.0	+0.2

Traits Observed: BWT, 200WT(x2), 400WT(x2), FAT, EMA

Statistics: Number of Herds: 12, Progeny Analysed: 67, Scan Progeny: 4, Number of Dtrs: 8

SELECTION INDEX VALUES		
Market Target	Index Value	Breed Average
Quality Beef Index (GBP)	+13	+12

GROVE ROMMEL

EF347-8454

Born 10/09/1984

Bred by W H D SCOTT, WELLS FOLLY, MORETON-IN-MARSH, GLOS, GL56 0PA, tel 01608 651464

Available from breeder

Sire – GROVE BRUTUS 3 EF347-8239


s. GROVE FERDINAND EF347-7923

d. COOMBE FARM BUTTERCUP 17 T6-507

Dam – TREGOTHA ROSE 113 T510-1479

s. TREGOTHA MAJESTIC 3 T510-2478

d. TREGOTHA ROSE 103 T510-1479

July 2009 South Devon BREEDPLAN EBVs											
	Calv. Ease Direct (%)	Calv. Ease Dtrs (%)	Gest. Len. (days)	Birth Wt. (kg)	200 Day Wt. (kg)	400 Day Wt. (kg)	600 Day Wt. (kg)	Milk (kg)	Scrotal Size (cm)	Carcase Wt. (kg)	
	EBV	-5.0	+0.3	+0.4	+2.0	+17	+19	+33	+1	+0.1	+16
Acc	78%	79%	72%	91%	89%	84%	82%	86%	35%	73%	
Breed Avg. EBVs for 2007 Born Calves											
EBV	-0.4	+0.9	+0.3	+1.1	+15	+29	+37	+3	+0.2	+23	

Traits Observed: 200WT(x2), 400WT, 600WT

Statistics: Number of Herds: 3, Progeny Analysed: 56, Number of Dtrs: 15

SELECTION INDEX VALUES		
Market Target	Index Value	Breed Average
Quality Beef Index (GBP)	+9	+12

GROVE SOLOMON 14

UK321568 400014

Born 01/03/2000

Bred by W H D SCOTT, WELLS FOLLY, MORETON-IN-MARSH, GLOS, GL56 0PA, tel 01608 651464

Available from breeder

Sire – GROVE HECTOR 15 EF347-94084

s. GROVE BRUTUS 17 EF347-9201

d. GROVE HAWTHORN 7 EF347-8429

Dam – GROVE SORREL 20 UKEF0347-00257

s. S.D.E. TRUMP 3 SDE-34

d. GROVE SORREL 11 EF347-8711

July 2009 South Devon BREEDPLAN EBVs													
	Calv. Ease Direct (%)	Calv. Ease Dtrs (%)	Gest. Len. (days)	Birth Wt. (kg)	200 Day Wt. (kg)	400 Day Wt. (kg)	600 Day Wt. (kg)	Milk (kg)	Carcase Wt. (kg)	Eye Muscle Area (sq.cm)	Rib Fat (mm)	Retail Beef Yield (%)	IMF %
EBV	+1.9	+2.4	-1.6	-0.1	+10	+21	+22	0	+13	+2.8	+0.8	0.0	0.0
Acc	73%	69%	72%	87%	86%	85%	81%	70%	73%	57%	68%	65%	43%
Breed Avg. EBVs for 2007 Born Calves													
EBV	-0.4	+0.9	+0.3	+1.1	+15	+29	+37	+3	+23	+1.9	0.0	+0.2	-0.1

Traits Observed: BWT, 200WT(x2), 400WT(x2), FAT, EMA

Statistics: Number of Herds: 4, Progeny Analysed: 45, Scan Progeny: 21, Number of Dtrs: 7

SELECTION INDEX VALUES		
Market Target	Index Value	Breed Average
Quality Beef Index (GBP)	+10	+12

AI HAUGHTON SAS JOE LOUIS 1

Ear UK303138 600011

Born 29/01/2004

Bred by W H Sandford, Willow Tree Cottage, 2 Haughton Holdings, Roden, Telford, Shropshire, TF6 6BU

Available from South Devon Herd Book Society

Price £5.00 per straw

Qualifies for export to EU

Sire – TREVOWAH JOE LOUIS 11 T7188-512

s. SHAMLEIGH JOE LOUIS SS603-22

d. TREVOWAH DOROTHY 18 T7188-359

Dam – HAUGHTON VICKY 2 UK303138 600004

s. HAUGHTON PIONEER 1 UKFU0953-00005

d. HAUGHTON VICKY 1 UKFU0953-00014

July 2009 South Devon BREEDPLAN EBVs													
	Calv. Ease Direct (%)	Calv. Ease Dtrs (%)	Gest. Len. (days)	Birth Wt. (kg)	200 Day Wt. (kg)	400 Day Wt. (kg)	600 Day Wt. (kg)	Milk (kg)	Eye Muscle Area (sq.cm)	Rib Fat (mm)	Retail Beef Yield (%)	IMF %	
EBV	-7.2	+0.1	+0.8	+2.6	+33	+59	+65	+3	+1.6	-0.2	+0.1	-0.3	
Acc	59%	49%	72%	82%	80%	74%	69%	52%	35%	48%	45%	37%	
Breed Avg. EBVs for 2007 Born Calves													
EBV	-0.4	+0.9	+0.3	+1.1	+15	+29	+37	+3	+1.9	0.0	+0.2	-0.1	

Traits Observed: BWT, 200WT(x2), 600WT

Statistics: Number of Herds: 13, Progeny Analysed: 36, Scan Progeny: 7, Number of Dtrs: 1

SELECTION INDEX VALUES		
Market Target	Index Value	Breed Average
Quality Beef Index (GBP)	+20	+12

ET HINDSLODERS HADRIAN 9

Ear VN16-9158

Born 13/06/1991

Bred by A R MASON, HINDSLODERS HOUSE, STONEBRIDGE LANE, FULBOURN, CAMBRIDGE, CB1 5BW, tel 01223 881541

Available from breeder and D J Hedgeman Farming, tel 01929 462383

Sire – GROVE HADRIAN EF347-8232

s. GROVE FERDINAND EF347-7923

d. EWEIFIELDS HAZEL 5 K9933-183

Dam – COOMBE FARM BUTTERCUP 25 T6-602

s. ROSKYMER SAFFRON'S TRUMP TE771-135

d. COOMBE FARM BUTTERCUP 11 (C) T6-433

July 2009 South Devon BREEDPLAN EBVs														
	Calv. Ease Direct (%)	Calv. Ease Dtrs (%)	Gest. Len. (days)	Birth Wt. (kg)	200 Day Wt. (kg)	400 Day Wt. (kg)	600 Day Wt. (kg)	Mat. Cow Wt. (kg)	Milk (kg)	Scrotal Size (cm)	Carcase Wt. (kg)	Eye Muscle Area (sq.cm)	Rib Fat (mm)	Retail Beef Yield (%)
EBV	-11.3	+2.5	+0.8	+3.3	+20	+37	+40	+33	-1	+0.4	+26	+3.2	-0.7	+1.3
Acc	87%	84%	85%	95%	94%	93%	90%	81%	89%	47%	84%	54%	61%	59%
Breed Avg. EBVs for 2007 Born Calves														
EBV	-0.4	+0.9	+0.3	+1.1	+15	+29	+37	+37	+3	+0.2	+23	+1.9	0.0	+0.2

Traits Observed: 200WT(x2), 400WT, 600WT(x2)

Statistics: Number of Herds: 30, Progeny Analysed: 183, Scan Progeny: 9, Number of Dtrs: 30

SELECTION INDEX VALUES		
Market Target	Index Value	Breed Average
Quality Beef Index (GBP)	+14	+12

JUNIPER WINSTON

Ear UKNS0149-00531

Born 14/03/1996

Bred by A & P RICKETT, WOOD FARM, EVERDON, DAVENTRY, NORTHANTS, NN11 3BH

Available from R K Rundle, Kestle Farm, Kestle Mill, Newquay, Cornwall, TR8 4PU

Qualifies for export to EU

Sire – TREVASSACK MASTER 4 T1056-93003

s. CROKERS FAVOURITE V3837-650

d. TREVASSACK PRIDE 101 T1056-85025

Dam – JUNIPER RAMONA NS149-91364

s. JUNIPER KING LEAR NS149-209

d. JUNIPER JEMIMA (RM) NS149-160

July 2009 South Devon BREEDPLAN EBVs														
	Calv. Ease Direct (%)	Calv. Ease Dtrs (%)	Gest. Len. (days)	Birth Wt. (kg)	200 Day Wt. (kg)	400 Day Wt. (kg)	600 Day Wt. (kg)	Mat. Cow Wt. (kg)	Milk (kg)	Scrotal Size (cm)	Carcase Wt. (kg)	Eye Muscle Area (sq.cm)	Rib Fat (mm)	Retail Beef Yield (%)
EBV	-2.6	+1.7	+2.7	+6.9	+33	+51	+68	-1	+0.4	+31	+1.6	-0.8	+0.5	
Acc	74%	72%	59%	87%	92%	89%	86%	89%	35%	80%	44%	54%	52%	
Breed Avg. EBVs for 2007 Born Calves														
EBV	-0.4	+0.9	+0.3	+1.1	+15	+29	+37	+3	+0.2	+23	+1.9	0.0	+0.2	

Traits Observed: BWT, 200WT(x2), 400WT(x2), 600WT, SS, FAT, EMA

Statistics: Number of Herds: 4, Progeny Analysed: 157, Scan Progeny: 32, Number of Dtrs: 45

SELECTION INDEX VALUES		
Market Target	Index Value	Breed Average
Quality Beef Index (GBP)	+20	+12

AI LUMBYLAW BARON

Ear No B1548-9405

Born 25/02/1994

Bred by A R LEE, LUMBYLAW, EDLINGHAM, ALNWICK, NORTHUMBERLAND, NE66 2BW, tel 01665 574277

Available from breeder

Sire – WINSOR SAFFRON’S TRUMP XBN-809

s. TREWINNEY NO 83 MTX-794

d. WINSOR SAFFRON 24 MUD-385

Dam – HARLINGTON KAY 13 B1548-A11

s. ROSKYMER ACE 2 TE771-998

d. SEXTON KAY 35 V3451-193

July 2009 South Devon BREEDPLAN EBVs														
	Calv. Ease Direct (%)	Calv. Ease Dtrs (%)	Gest. Len. (days)	Birth Wt. (kg)	200 Day Wt. (kg)	400 Day Wt. (kg)	600 Day Wt. (kg)	Mat. Cow Wt. (kg)	Milk (kg)	Scrotal Size (cm)	Carcase Wt. (kg)	Eye Muscle Area (sq.cm)	Rib Fat (mm)	Retail Beef Yield (%)
EBV	-4.4	-0.6	+1.4	+0.7	+6	+15	+18	+10	-10	+0.2	+14	+3.1	-0.4	+1.2
Acc	83%	82%	76%	91%	95%	94%	92%	83%	93%	49%	86%	53%	60%	58%
Breed Avg. EBVs for 2007 Born Calves														
EBV	-0.4	+0.9	+0.3	+1.1	+15	+29	+37	+37	+3	+0.2	+23	+1.9	0.0	+0.2

Traits Observed: 200WT(x2), 400WT(x2)

Statistics: Number of Herds: **5**, Progeny Analysed: **165**, Scan Progeny: **18**, Number of Dtrs: **58**

SELECTION INDEX VALUES

Market Target	Index Value	Breed Average
Quality Beef Index (GBP)	+9	+12

ROSKYMER FERDINAND 12

Ear No TE771-897

Born 28/02/1984

Bred by W W WILLIAMS & SON, ROSKYMER BARTON, MAWGAN, HELSTON, CORNWALL, TR12 6BA

Available from Genus plc, 08701 622000

Sire – GROVE FERDINAND EF347-7923

s. WINSOR APOLLO 17 WIN-76133

d. LYNEHAM FAIRY 2 VH665-235

Dam – ROSKYMER BUTTERCUP 21 TE771-318

s. PAMFLETE HERCULES 20 V2596-0131

d. ROSKYMER BUTTERCUP 2 TE771-33

July 2009 South Devon BREEDPLAN EBVs													
	Calv. Ease Direct (%)	Calv. Ease Dtrs (%)	Gest. Len. (days)	Birth Wt. (kg)	200 Day Wt. (kg)	400 Day Wt. (kg)	600 Day Wt. (kg)	Mat. Cow Wt. (kg)	Milk (kg)	Carcase Wt. (kg)	Eye Muscle Area (sq.cm)	Rib Fat (mm)	Retail Beef Yield (%)
EBV	-3.7	-11.6	+2.6	+1.2	+17	+34	+39	+3	+3	+30	+2.6	+0.5	0.0
Acc	81%	83%	90%	92%	92%	91%	88%	92%	92%	82%	47%	59%	56%
Breed Avg. EBVs for 2007 Born Calves													
EBV	-0.4	+0.9	+0.3	+1.1	+15	+29	+37	+3	+3	+23	+1.9	0.0	+0.2

Traits Observed: 200WT(x2), 400WT(x2)

Statistics: Number of Herds: **70**, Progeny Analysed: **202**, Scan Progeny: **10**, Number of Dtrs: **48**

SELECTION INDEX VALUES

Market Target	Index Value	Breed Average
Quality Beef Index (GBP)	+13	+12

SEXTON CENTURION

Ear No UKV4963-00032

Born 30/05/1995

Bred by R R B HARVEY, SEXTON FARM, ERMINGTON, IVYBRIDGE, DEVON, PL21 9NY

Available from M & S Kettlewell, Old School House, Main Street, Over Norton, Chipping Norton, Oxon, OX7 5PU
tel 01608 644693

Qualifies for export to EU

Sire – STRETCHFORD CENTURION V4920-8965 s. TREVASSACK APOLLO 2 T1056-85004

d. STRETCHFORD BUTTERGIRL 39 V4920-1001

Dam – SEXTON SNOWDROP 203 V3451-660

s. GEORGE TEIGN SATURN 9 VH628-F4

d. SEXTON SNOWDROP 137 V3451-446

July 2009 South Devon BREEDPLAN EBVs												
	Calv. Ease Direct (%)	Calv. Ease Dtrs (%)	Gest. Len. (days)	Birth Wt. (kg)	200 Day Wt. (kg)	400 Day Wt. (kg)	600 Day Wt. (kg)	Milk (kg)	Carcase Wt. (kg)	Eye Muscle Area (sq.cm)	Rib Fat (mm)	Retail Beef Yield (%)
EBV	-9.4	+4.5	-0.1	+1.6	+13	+27	+33	+7	+22	+2.6	-1.8	+2.0
Acc	82%	80%	77%	95%	94%	93%	90%	91%	83%	54%	68%	65%
Breed Avg. EBVs for 2007 Born Calves												
EBV	-0.4	+0.9	+0.3	+1.1	+15	+29	+37	+3	+23	+1.9	0.0	+0.2

Statistics: Number of Herds: 6, Progeny Analysed: 194, Scan Progeny: 51, Number of Dtrs: 50

SELECTION INDEX VALUES		
Market Target	Index Value	Breed Average
Quality Beef Index (GBP)	+13	+12

CP Z SHORLAND ASHLEY

Ear No SHOR-9004

Born 07/05/1990

Bred by D H B HOLLAND, CHALLACOMBE ESTATES LTD, SHOULSBARROW, CHALLACOMBE, BARNSTAPLE, DEVON

Available from D J Thomas & Son, c/o Mr D M Thomas, Treguddick Manor, South Petherwin, Launceston, Cornwall, PL15 7JN tel 01566 86770

Sire – CP BILLINGSLEY HERCULES 7 F4747-279

s. TREVEAN HERCULES 5 T1594-511

d. TORR DOWN NATALIE 10 VH77-330

Dam – CLOBRED POLL POLLY 4 CLOKE-Z29

s. CHOLWELLS POLL ACE 13 V1456-8261

d. EASTCOTT POLLY 4 (B) T1154-14

July 2009 South Devon BREEDPLAN EBVs													
	Calv. Ease Direct (%)	Calv. Ease Dtrs (%)	Gest. Len. (days)	Birth Wt. (kg)	200 Day Wt. (kg)	400 Day Wt. (kg)	600 Day Wt. (kg)	Milk (kg)	Scrotal Size (cm)	Carcase Wt. (kg)	Eye Muscle Area (sq.cm)	Rib Fat (mm)	Retail Beef Yield (%)
EBV	-9.0	+6.4	-0.8	+2.6	+30	+55	+62	+3	+0.6	+41	+2.9	-0.4	+0.8
Acc	76%	74%	77%	90%	88%	85%	82%	78%	38%	72%	29%	34%	32%
Breed Avg. EBVs for 2007 Born Calves													
EBV	-0.4	+0.9	+0.3	+1.1	+15	+29	+37	+3	+0.2	+23	+1.9	0.0	+0.2

Traits Observed: 200WT, 400WT

Statistics: Number of Herds: 19, Progeny Analysed: 79, Scan Progeny: 4, Number of Dtrs: 18

SELECTION INDEX VALUES		
Market Target	Index Value	Breed Average
Quality Beef Index (GBP)	+21	+12

SOUTH CROSLAND PRINCE 2

Ear No Z083-1704

Born 21/06/1984

Bred by C R HINCHLIFFE, SUNNYSIDE FARM, NETHERTON, HUDDERSFIELD, YORKSHIRE, HD4 7LE
tel 01484 661231

Available from breeder

Sire – STRETCHFORD PRINCE 1 V4920-681


s. WINSOR SAFFRON'S TRUMP XBN-809

d. STRETCHFORD MYRTLE 11 XBU-870

Dam – WHITTABOROUGH KITTY 21 (C) V6667-509

s. COWSBERRY SPECIAL V2746-109

d. WHITTABOROUGH KITTY 15 (B) V6667-410

July 2009 South Devon BREEDPLAN EBVs												
	Calv. Ease Direct (%)	Calv. Ease Dtrs (%)	Gest. Len. (days)	Birth Wt. (kg)	200 Day Wt. (kg)	400 Day Wt. (kg)	600 Day Wt. (kg)	Milk (kg)	Carcase Wt. (kg)	Eye Muscle Area (sq.cm)	Rib Fat (mm)	Retail Beef Yield (%)
	EBV	+1.5	-1.4	+0.9	+1.3	+12	+24	+36	-5	+24	+3.3	-0.4
Acc	68%	66%	66%	84%	81%	79%	77%	75%	69%	48%	57%	55%
Breed Avg. EBVs for 2007 Born Calves												
EBV	-0.4	+0.9	+0.3	+1.1	+15	+29	+37	+3	+23	+1.9	0.0	+0.2

Statistics: Number of Herds: 4, Progeny Analysed: 18, Scan Progeny: 2, Number of Dtrs: 5

SELECTION INDEX VALUES		
Market Target	Index Value	Breed Average
Quality Beef Index (GBP)	+15	+12

Z TREGUDDICK LANDMARK 3

Ear No TD140-9453

Born 20/08/1994

Bred by D J THOMAS & SON, TREGUDDICK MANOR, SOUTH PETHERWIN, LAUNCESTON, CORNWALL, PL15 7JN, tel 01566 86201

Available from breeder

Sire – THORNCOTT HERCULES TJ105-92029


s. SHORLAND ASHLEY SHOR-9004

d. DOWN FARM HOLLYHOCK 6 VF507-342

Dam – TREGUDDICK POLLY 7 V903-911

s. POWDERHAM SATELLITE 20 V480-492

d. EASTCOTT POLLY 10 T1154-336

July 2009 South Devon BREEDPLAN EBVs												
	Calv. Ease Direct (%)	Calv. Ease Dtrs (%)	Gest. Len. (days)	Birth Wt. (kg)	200 Day Wt. (kg)	400 Day Wt. (kg)	600 Day Wt. (kg)	Milk (kg)	Carcase Wt. (kg)	Eye Muscle Area (sq.cm)	Rib Fat (mm)	Retail Beef Yield (%)
	EBV	-10.9	+6.0	+0.7	+2.7	+22	+39	+50	+5	+30	+2.5	0.0
Acc	70%	60%	56%	88%	85%	79%	75%	60%	63%	21%	23%	22%
Breed Avg. EBVs for 2007 Born Calves												
EBV	-0.4	+0.9	+0.3	+1.1	+15	+29	+37	+3	+23	+1.9	0.0	+0.2

Statistics: Number of Herds: 3, Progeny Analysed: 61, Scan Progeny: 1, Number of Dtrs: 4

SELECTION INDEX VALUES		
Market Target	Index Value	Breed Average
Quality Beef Index (GBP)	+13	+12

TREVASSACK TROOPER 12

UKT1056-00204

Born 05/06/1997

Bred by H LELLO, ASHILL FARM, KEHELLAND, CAMBORNE, CORNWALL, TR14 0JH tel 01209 713830
Available from W H D SCOTT, GROVE FARMS, WELLS FOLLY, MORETON-IN-MARSH, GLOS, GL56 0PA tel 01608 651464

Sire – TREVASSACK TROOPER T1056-91047

s. ROSKYMER TROOPER 1 TE771-386

d. TREVASSACK PRIDE 162 T1056-93026

Dam – TREVASSACK PRIDE 162 t1056-93026

s. CROKERS FAVOURITE V3837-650

d. TREVASSACK PRIDE 116 T1056-87048

July 2009 South Devon BREEDPLAN EBVs													
	Calv. Ease Direct (%)	Calv. Ease Dtrs (%)	Gest. Len. (days)	Birth Wt. (kg)	200 Day Wt. (kg)	400 Day Wt. (kg)	600 Day Wt. (kg)	Milk (kg)	Scrotal Size (cm)	Carcase Wt. (kg)	Eye Muscle Area (sq.cm)	Rib Fat (mm)	Retail Beef Yield (%)
EBV	-3.4	-6.1	+1.5	+3.4	+17	+22	+35	+3	+1.0	+12	+1.8	-0.3	+0.3
Acc	86%	83%	79%	95%	93%	91%	87%	85%	49%	79%	58%	73%	70%
Breed Avg. EBVs for 2007 Born Calves													
EBV	-0.4	+0.9	+0.3	+1.1	+15	+29	+37	+3	+0.2	+23	+1.9	0.0	+0.2

Traits Observed: BWT, 200WT, 400WT(x2), 600WT, SS

Statistics: Number of Herds: 3, Progeny Analysed: 153, Scan Progeny: 38, Number of Dtrs: 30

SELECTION INDEX VALUES

Market Target	Index Value	Breed Average
Quality Beef Index (GBP)	+9	+12

TREWINT HENRY 1

Ear No UK T1580-00337

Born 18/03/1999

Bred by PS ROWE, TREWINT, MENHENIOT, LISKEARD, CORNWALL, PL14 3RE

Available from South Devon Herd Book Society

Price £5.00 per straw

Qualifies for export to EU

Sire - SEXTON HENRY UK V4963-00067

s. AI SEXTON HERMES 2 V3451-9410

d. SEXTON BRINGGOOD 30 V3451-9138

Dam - TREWINT DARKIE 95(T) T1580-94792

s. GROVE HECTOR 6 EF347-8843

d. TREWINT DARKIE 83 T1580-91369

July 2009 South Devon BREEDPLAN EBVs													
	Calv. Ease Direct (%)	Calv. Ease Dtrs (%)	Gest. Len. (days)	Birth Wt. (kg)	200 Day Wt. (kg)	400 Day Wt. (kg)	600 Day Wt. (kg)	Milk (kg)	Carcase Wt. (kg)	Eye Muscle Area (sq.cm)	Rib Fat (mm)	Retail Beef Yield (%)	IMF %
EBV	+7.5	+0.8	0.0	-1.4	+8	+29	+15	+5	+20	+1.9	+0.4	-0.2	-0.2
Acc	75%	67%	83%	91%	92%	91%	88%	81%	79%	49%	63%	60%	41%
Breed Avg. EBVs for 2007 Born Calves													
EBV	-0.4	+0.9	+0.3	+1.1	+15	+29	+37	+3	+23	+1.9	0.0	+0.2	-0.1

Traits Observed: 400WT(x2), 600WT, FAT, EMA

Statistics: Number of Herds: 22, Progeny Analysed: 156, Scan Progeny: 10, Number of Dtrs: 20

SELECTION INDEX VALUES

Market Target	Index Value	Breed Average
Quality Beef Index (GBP)	+13	+12

TREWINT SOVEREIGN

XAE-155

Born 02/1969

Bred by R S ROWE & SONS, ABOVE TOWN, MENHENIOT, LISKEARD, CORNWALL, PL14 3RL tel 01579 342224

Available from W H D SCOTT, GROVE FARMS, WELLS FOLLY, MORETON-IN-MARSH, GLOS, GL56 0PA tel 01608 651464

Sire – TREWINT MAGNET 3 MUT-144


s. EDMESTON MAGNET 2 MMY-184

d. SANDWELL NANA MLS-973

Dam – TREWINT SALLY 10 MPP-869

s. MOUNT BARTON NO. 53 TA-8257

d. TREWINT SALLY 7 (C) RW-8354

July 2009 South Devon BREEDPLAN EBVs								
	Calv. Ease Direct (%)	Calv. Ease Dtrs (%)	Gest. Len. (days)	Birth Wt. (kg)	200 Day Wt. (kg)	400 Day Wt. (kg)	600 Day Wt. (kg)	Milk (kg)
	EBV	+0.8	+0.6	-0.2	+1.0	+15	+28	+39
Acc	41%	33%	73%	66%	56%	51%	50%	56%
Breed Avg. EBVs for 2007 Born Calves								
EBV	-0.4	+0.9	+0.3	+1.1	+15	+29	+37	+3

Statistics: Number of Herds: **6**, Progeny Analysed: **27**, Number of Dtrs: **2**

SELECTION INDEX VALUES		
Market Target	Index Value	Breed Average
Quality Beef Index (GBP)	+13	+12

X WAPPENSHALL SUPREME

Ear No F4405-B1

Born 20/03/1984

Bred by D P CROW, WAPPENSHALL FARM, WELLINGTON, TELFORD, SALOP, TF6 6DE

Available from South Devon Herd Book Society

Price £5.00 per straw

Sire - ROSKYMER SUPREME TE771-645


s. WADDETON SUPREME 10 V1749-B38

d. ROSKYMER DAWN 10 (T) TE771-130

Dam - TORR DOWN KAY 3 VH77-353

s. EDMESTON TARQUIN 1 V2745-176

d. SEXTON KAY 11 XAD-023

July 2009 South Devon BREEDPLAN EBVs												
	Calv. Ease Direct (%)	Calv. Ease Dtrs (%)	Gest. Len. (days)	Birth Wt. (kg)	200 Day Wt. (kg)	400 Day Wt. (kg)	600 Day Wt. (kg)	Milk (kg)	Carcase Wt. (kg)	Eye Muscle Area (sq.cm)	Rib Fat (mm)	Retail Beef Yield (%)
	EBV	+0.4	+0.6	+1.4	+2.6	+21	+29	+42	+9	+23	+1.9	-0.1
Acc	57%	59%	53%	81%	81%	77%	75%	78%	64%	22%	27%	26%
Breed Avg. EBVs for 2007 Born Calves												
EBV	-0.4	+0.9	+0.3	+1.1	+15	+29	+37	+3	+23	+1.9	0.0	+0.2

Traits Observed: 200WT(x2), FAT

Statistics: Number of Herds: **8**, Progeny Analysed: **20**, Scan Progeny: **1**, Number of Dtrs: **8**

SELECTION INDEX VALUES		
Market Target	Index Value	Breed Average
Quality Beef Index (GBP)	+13	+12

WOODAH FORESTER 19

Ear No VG598-D7

Born 20/10/1971

Bred by L J HOLT, WOODAH, RDI BLENHEIM, NEW ZEALAND (formerly of DODDISCOMBSLEIGH, EXETER, DEVON)

Available from South Devon Herd Book Society

Price £5.00 per straw

Sire – WOODAH FORESTER 10 VG598-D7


s. EXWELL FORESTER XB-6336

d. OXENCOMBE SNOWDROP 4 SD-23887

Dam – AI OXENCOMBE ROSEBUD 7 V3332-59

s. UPTON MANOR FARM DAIRYMAN ZP-6981

d. AI OXENCOMBE ROSEBUD 6 V3332-47

July 2009 South Devon BREEDPLAN EBVs											
	Calv. Ease Direct (%)	Calv. Ease Dtrs (%)	Gest. Len. (days)	Birth Wt. (kg)	200 Day Wt. (kg)	400 Day Wt. (kg)	600 Day Wt. (kg)	Milk (kg)	Eye Muscle Area (sq.cm)	Rib Fat (mm)	Retail Beef Yield (%)
EBV	-1.5	-4.2	+3.1	+1.3	+13	+20	+30	+9	+2.0	+0.2	+0.3
Acc	57%	59%	75%	77%	75%	72%	69%	76%	31%	41%	39%
Breed Avg. EBVs for 2007 Born Calves											
EBV	-0.4	+0.9	+0.3	+1.1	+15	+29	+37	+3	+1.9	0.0	+0.2

Statistics: Number of Herds: **13**, Progeny Analysed: **30**, Scan Progeny: **1**, Number of Dtrs: **6**

SELECTION INDEX VALUES		
Market Target	Index Value	Breed Average
Quality Beef Index (GBP)	+9	+12

WOODAH GOLDUST 4

Ear No VG598-D16

Born 02/12/1971

Bred by L J HOLT, WOODAH, RDI BLENHEIM, NEW ZEALAND (formerly of DODDISCOMBSLEIGH, EXETER, DEVON)

Available from R J & C J Edwards, Colcharton Farm, Tavistock, Devon, PL19 8HU, tel 01822 616435

Sire – WADDETON DUKE MBM-947


s. UPTON MANOR FARM GOLDUST 5 HW-7486

d. WADDETON DAINTY 1 MP-3517

Dam – FLETE PRIMULA 21 MYR-27

s. GREAT COURT PRINCE 10 MCD-951

d. FLETE PRIMULA 4 SD-20118

July 2009 South Devon BREEDPLAN EBVs												
	Calv. Ease Direct (%)	Calv. Ease Dtrs (%)	Gest. Len. (days)	Birth Wt. (kg)	200 Day Wt. (kg)	400 Day Wt. (kg)	600 Day Wt. (kg)	Milk (kg)	Carcase Wt. (kg)	Eye Muscle Area (sq.cm)	Rib Fat (mm)	Retail Beef Yield (%)
EBV	-9.8	-2.2	+0.9	+2.4	+20	+36	+42	-1	+27	+2.4	0.0	+0.4
Acc	62%	64%	70%	84%	89%	87%	83%	88%	75%	26%	36%	32%
Breed Avg. EBVs for 2007 Born Calves												
EBV	-0.4	+0.9	+0.3	+1.1	+15	+29	+37	+3	+23	+1.9	0.0	+0.2

Statistics: Number of Herds: **11**, Progeny Analysed: **136**, Number of Dtrs: **37**

SELECTION INDEX VALUES		
Market Target	Index Value	Breed Average
Quality Beef Index (GBP)	+12	+12

INTERNATIONAL SIRES


Z ESK HECTOR 21
Ear No ESK 084/96 P
Born 10/09/1996

Bred by SCOTLAND PARTNERSHIP A E & T J, NEW ZEALAND

Available from W H D SCOTT, GROVE FARMS, WELLS FOLLY, MORETON-IN-MARSH, GLOS, GL56 0PA tel 01608 651464

Sire – TAHEKE AUDITOR JANITOR TAH 062/92P s. TAHEKE DONCASTER AUDITOR TAH 093/89 P
 d. TAHEKE B J JANET 595 TAH 183/88 P

Dam – ESK HELEN 16 ESK 007/87 P
 s. COOMBE PARK DAP BCB 007/83 P
 d. ESK 21/84 ESK 021/84 P

July 2009 South Devon BREEDPLAN EBVs										
	Calv. Ease Direct (%)	Calv. Ease Dtrs (%)	Gest. Len. (days)	Birth Wt. (kg)	200 Day Wt. (kg)	400 Day Wt. (kg)	600 Day Wt. (kg)	Milk (kg)	Rib Fat (mm)	Retail Beef Yield (%)
	EBV	+4.8	-1.8	-1.2	-1.9	+6	+15	+27	+5	+0.6
Acc	45%	47%	61%	79%	73%	68%	62%	51%	26%	24%
Breed Avg. EBVs for 2007 Born Calves										
EBV	-0.4	+0.9	+0.3	+1.1	+15	+29	+37	+3	0.0	+0.2

Statistics: Number of Herds: **4**, Progeny Analysed: **17**, Scan Progeny: **2**, Number of Dtrs: **2**

SELECTION INDEX VALUES		
Market Target	Index Value	Breed Average
Quality Beef Index (GBP)	+9	+12

TO ORDER SEMEN FROM THE SOUTH DEVON HERD BOOK SOCIETY, PLEASE USE THE FORM BELOW.

PLEASE NOTE, THERE IS A DISTRIBUTION CHARGE OF £30 + VAT FOR EACH CONSIGNMENT

Name

Address

.....

..... *Postcode*

Telephone number

Name & ID of bull	No of straws	£ per straw	£ Total
<i>Distribution charge per consignment</i>			30.00
<i>VAT @ 17.5%</i>			
<i>Total</i>			

Name of depot for transfer of straws

FOR OTHER ORDERS PLEASE CONTACT BREEDER/OWNER DIRECT