



SOUTH DEVON HERD BOOK SOCIETY

SEMEN LIST

12th August 2010

Semen available from the Society and its members

List compiled from Breedplan analysis: July 2010

**South Devon Herd Book Society
Westpoint
Clyst St Mary
Exeter
Devon EX5 1DJ
Tel: 01392 447 494 Fax: 01392 447 495
E-mail: info@sdhbs.org.uk
Website: www.sdhbs.org.uk**

UNDERSTANDING BREEDPLAN PERFORMANCE RECORDING

ESTIMATED BREEDING VALUES (EBVs)

The EBV is the best estimate of an animal's genetic merit for that trait. Each breed's EBVs are calculated specifically for that breed, for comparisons within the breed, and there can be no cross comparison between breeds.

Accuracy An accuracy value is presented with every EBV and gives an indication of the amount of information that has been used in the calculation of that EBV. The higher the accuracy the lower the likelihood of change in the animal's EBV as more information is analysed for that animal or its relatives. Low accuracies should be treated with caution.

Calving Ease Calving Ease EBVs are based on calving difficulty scores, birth weights and gestation length information. Negative EBVs mean more difficult calving whilst positive EBVs mean easier calving.

Direct: Direct calving ease indicates how this bull influences the birth of its progeny. High negatives are bad whilst high positives are good.

Daughters: Daughter's calving ease indicates how easily that sire's daughters will calve at two years of age. This is an important trait if you are breeding your own replacements. Again, high negatives are bad whilst high positives are good.

BIRTH AND FERTILITY

Gestation Length: Gestation Length EBVs (days) are based on AI and observed natural service records. Lower (negative) Gestation Length EBVs indicate shorter gestation lengths which generally relate to easier calving and increased growth after birth.

Birthweight: Birth Weight EBV (kg) is based on the measured birth weight of animals, adjusted for dam age. The lower the value the lighter the calf at birth and the lower the likelihood of a difficult birth. This is particularly important when selecting sires for use over heifers.

Scrotal Size: Scrotal Size EBV (cm) is an indicator of male fertility in regards to semen quality and quantity. Higher (positive) EBVs indicate higher fertility. There is also a small negative correlation with age of puberty in female progeny ie, the daughters of bulls with larger testicles may come into season at an earlier age.

GROWTH

Milk: 200-Day Milk EBV (kg) is an estimate of an animal's milking ability. For sires, this EBV is indicative of their daughter's milking ability as it affects the 200-day weight of their calves. Bulls with high 200 day milk EBVs have more milky daughters.

200: 200-Day Growth EBV (kg) is calculated from the weight of the animals taken between 80 and 300 days of age. Values are adjusted to 200 days and for dam

age. This EBV is the best single estimate of an animal's genetic merit for growth to early ages. The higher the 200 day EBV then the higher the suckled calf or weaning weight.

400: 400-Day Weight EBV (kg) is calculated from the weight of progeny taken between 301 and 500 days of age, adjusted to 400 days and for dam age. This EBV is the best single estimate of an animal's genetic merit for yearling weight. Higher 400 day EBVs indicate earlier maturing progeny with a greater weight at an earlier age.

600: 600-Day Weight EBV (kg) is calculated from the weight of progeny taken between 501 and 900 days of age, adjusted to 600 days and for dam age. This EBV is the best single estimate of an animal's genetic merit for growth beyond yearling age.

Mature Cow Weight: Mature Cow Weight EBV (kg) is an estimate of the genetic difference in cow weight at 5 years of age. Moderate or larger EBVs are generally more favourable.

CARCASE

Carcase Weight: Carcase Weight EBV (kg) estimates the genetic difference in carcase weight at a standard age of 650 days. An important trait for finished cattle production.

Eye Muscle Area: Eye Muscle Area EBV (cm²) estimates genetic differences in eye muscle area of a 300 kg dressed carcase. More positive EBVs indicate better muscling on animals.

Fat: Rib Fat EBV (mm) estimates the genetic differences in fat depth at the rib in a 300 kg dressed carcase. More positive EBVs indicate more subcutaneous fat and earlier maturity, leading to a higher fat classification in slaughtered progeny.

Retail Beef Yield %: Retail Beef Yield Percent EBV (%) represents total (boned out) meat yield as a percentage of a 300 kg dressed carcase. A more positive EBV indicates higher percentage yield for the 300 kg carcase size. This is an important trait in finished steers and heifers.

QUALITY BEEF INDEX

The South Devon Quality Beef Index is a combination of traits into a single figure and is a measure of a terminal sire's ability to produce prime steers and heifers for the finished market whilst maintaining calving ease at a reasonable level.

SUCKLER REPLACEMENT INDEX

The newly developed Suckler Replacement Index ranks bulls by their genetic potential for the production of female replacements while producing prime steers and excess heifers for beef production, with emphasis on calving ease and maternal traits.

PERCENTILE BANDS FOR 2008 BORN CALVES

Percentile bands enable you to compare particular EBVs against the national herd average, and “rank” the animal accordingly. It is updated at each BLUP run.

Percentile Band	Calv. Ease Direct (%)	Calv. Ease Dtrs (%)	Gest. Len. (days)	Birth Wt. (kg)	200 Day Wt. (kg)	400 Day Wt. (kg)	600 Day Wt. (kg)	Mat. Cow Wt. (kg)	Milk (kg)	Scrotal Size (cm)	Carcase Wt. (kg)	Eye Muscle Area (sq.cm)	Rib Fat (mm)	Retail Beef Yield (%)	IMF %	Quality Beef Index (GBP)	Suckler Replacement Index (GBP)
Top Value	+13.4	+10.0	-3.2	-4.6	+47	+70	+83	+92	+14	+2.5	+50	+4.8	-1.8	+2.3	+0.9	+49	+61
Top 1%	+9.0	+7.3	-1.7	-2.6	+32	+52	+65	+69	+10	+0.9	+40	+3.1	-0.7	+1.1	+0.4	+38	+49
Top 5%	+6.2	+5.3	-0.8	-1.6	+27	+44	+55	+57	+8	+0.7	+34	+2.6	-0.4	+0.8	+0.2	+33	+42
Top 10%	+4.9	+4.3	-0.5	-1.0	+24	+40	+50	+52	+7	+0.6	+31	+2.4	-0.3	+0.6	+0.2	+30	+39
Top 15%	+3.9	+3.7	-0.4	-0.6	+22	+38	+47	+49	+6	+0.5	+29	+2.3	-0.2	+0.6	+0.1	+28	+36
Top 20%	+3.2	+3.2	-0.2	-0.3	+21	+36	+45	+46	+6	+0.5	+28	+2.2	-0.2	+0.5	+0.1	+27	+34
Top 25%	+2.6	+2.8	-0.1	0.0	+19	+34	+43	+44	+5	+0.4	+27	+2.2	-0.1	+0.4	0.0	+26	+33
Top 30%	+2.1	+2.4	-0.1	+0.3	+18	+33	+42	+43	+5	+0.4	+26	+2.1	-0.1	+0.4	0.0	+25	+32
Top 35%	+1.7	+2.0	0.0	+0.6	+18	+31	+40	+41	+5	+0.4	+25	+2.0	-0.1	+0.3	0.0	+24	+31
Top 40%	+1.2	+1.7	+0.1	+0.8	+17	+30	+39	+40	+4	+0.4	+24	+2.0	0.0	+0.3	0.0	+23	+30
Top 45%	+0.7	+1.4	+0.2	+1.0	+16	+29	+38	+39	+4	+0.3	+23	+1.9	0.0	+0.3	-0.1	+22	+29
Top 50%	+0.3	+1.1	+0.2	+1.2	+15	+28	+36	+37	+4	+0.3	+23	+1.9	0.0	+0.2	-0.1	+21	+28
Top 55%	-0.2	+0.7	+0.3	+1.3	+14	+27	+35	+36	+4	+0.3	+22	+1.8	+0.1	+0.2	-0.1	+20	+27
Top 60%	-0.7	+0.4	+0.4	+1.5	+14	+26	+34	+35	+3	+0.2	+22	+1.7	+0.1	+0.1	-0.1	+20	+26
Top 65%	-1.2	0.0	+0.5	+1.7	+13	+25	+33	+34	+3	+0.2	+21	+1.7	+0.2	0.0	-0.1	+19	+25
Top 70%	-1.9	-0.4	+0.6	+1.9	+12	+24	+32	+32	+3	+0.2	+20	+1.6	+0.2	0.0	-0.1	+18	+24
Top 75%	-2.6	-0.8	+0.7	+2.1	+11	+23	+30	+31	+2	+0.1	+19	+1.5	+0.3	-0.1	-0.2	+17	+23
Top 80%	-3.4	-1.3	+0.8	+2.4	+10	+22	+29	+29	+2	+0.1	+18	+1.5	+0.4	-0.3	-0.2	+16	+22
Top 85%	-4.4	-1.8	+0.9	+2.6	+9	+20	+27	+26	+1	+0.1	+17	+1.3	+0.5	-0.4	-0.2	+15	+21
Top 90%	-5.7	-2.5	+1.1	+3.0	+8	+19	+25	+24	+1	0.0	+16	+1.2	+0.6	-0.5	-0.2	+14	+20
Top 95%	-7.8	-3.5	+1.4	+3.6	+6	+16	+22	+19	0	0.0	+14	+1.1	+0.7	-0.7	-0.3	+12	+17
Top 99%	-11.8	-6.0	+2.3	+4.8	+2	+10	+14	+10	-2	-0.2	+10	+0.8	+1.0	-1.0	-0.4	+8	+12
Low Value	-25.0	-9.4	+3.9	+8.2	-9	-5	-3	-10	-6	-1.3	+1	0.0	+1.6	-1.7	-0.9	-2	-1

MYOSTATIN IN THE SOUTH DEVON BREED

Basic genetic understanding tells us that genes are inherited – one copy from each parent to make a pair.

Myostatin has been identified as a muscle-growth controller. When it is “switched off”, or “deleted”, muscle can continue to grow unchecked. Hence the loose term “double muscling”. This can be seen in both positive and negative light, depending on your breeding programme.

Results of Merial’s DNA analysis are written on the certificates as:

- 0 Meaning no copy of the deleted myostatin gene
- 1 Meaning one copy of the deleted myostatin gene (inherited from one or other parent)
- 2 Meaning two copies of the deleted myostatin gene (inherited from both parents)

It follows that the bull will pass on 50% of this part of his genetics to his offspring: so that if your bull has one copy there is a chance that the deletion will be passed on, if he has two copies he will definitely pass on the deletion, and likewise if there is no deletion then the offspring will have at least one “0” in his typing.

The interesting bit comes when you add the dam to the equation to make the sum for the progeny’s status!

The implications for an animal having one or two copies of the deletion have been investigated by the Roslin Institute. Their findings were that the deletion tends to improve muscle conformation, reduce fat, and increase hot weight at slaughter. BUT it also tends to increase birthweight, decrease calving ease, reduce weight gain, reduce internal organ and bone size, and reduce eating quality. These effects are most obvious when the animal is a “2” (two copies).

Unfortunately, the whole issue is complicated by the fact that the phenotype (visual appearance) of the animal does not always reflect the genotype (myostatin status). It is also very important to note that natural fleshing is influenced by a great many other things – there are plenty of stock bulls that are “0” which are very nicely fleshed!

To confuse things further, there are several types of myostatin, the most common in the South Devon being nt821 with the above implications. For more information about F94L please refer to the Herd Book Society.

Where known the myostatin status of the bull is given in this catalogue.

ET AI ASDIG CONCORDE 5**Ear No UKGJ0572-00004****Born 13/03/1995** **Qualifies for EU export****MYOSTATIN STATUS: 1 (nt821)**

Bred by ASDIG Ltd, MACARONI FARM, EASTLEACH, CIRENCESTER, GLOS, GL7 3NG

Available from W H D Scott, Grove Farms, Wells Folly, Moreton-in-Marsh, Glos, GL56 0PA, tel 01608 651464

Sire – GROVE CHARLEMAGNE 5 EF347-206

s. HIGHGATE PIONEER 9 T1963-89119

d. GROVE CHERRY 5 EF347-8913

Dam – GROVE COLTSFOOT 23 EF347-9112

s. ROSKYMER SAFFRON'S TRUMP 1 TE771-77

d. GROVE COLTSFOOT 12 EF347-8715

July 2010 South Devon BREEDPLAN EBVs															
	Calv. Ease Direct (%)	Calv. Ease Dtrs (%)	Gest. Len. (days)	Birth Wt. (kg)	200 Day Wt. (kg)	400 Day Wt. (kg)	600 Day Wt. (kg)	Mat. Cow Wt. (kg)	Milk (kg)	Scrotal Size (cm)	Carcase Wt. (kg)	Eye Muscle Area (sq.cm)	Rib Fat (mm)	Retail Beef Yield (%)	IMF %
EBV	+5.5	-9.8	-1.2	+1.8	+22	+33	+41	-	-3	+0.6	+19	+0.6	+0.8	-1.1	+0.4
Acc	85%	83%	79%	94%	92%	91%	87%	-	85%	52%	80%	62%	73%	70%	55%
Breed Avg. EBVs for 2008 Born Calves															
EBV	-0.1	+1.0	+0.3	+1.1	+16	+29	+37	+38	+4	+0.3	+23	+1.9	+0.1	+0.1	0.0

Traits Observed: BWT, 200WT(x2), 400WT(x2), SS, FAT, EMA**Statistics:** Number of Herds: **6**, Progeny Analysed: **120**, Scan Progeny: **46**, Number of Dtrs: **17**

Market Target	Index Value	Breed Average
Quality Beef Index (GBP)	+20	+22
Suckler Replacement Index (GBP)	+26	+28

CHAPPLE STARDUST 1**Ear No UKVN1571-00015****Born 22/04/1996****MYOSTATIN STATUS: 1 (nt821)**

Bred by MR & MRS C J SMALLWOOD, CHAPPLE FARM, GIDLEIGH, CHAGFORD, DEVON, TQ13 8MP

Available from South Devon Herd Book Society

Price £5.00 per straw

Sire – EDMESTON STARDUST 9 V2745-9103

s. SEXTON SATURN 80 V3451-701

d. EDMESTON KITTY 242 V2745-619

Dam – KENDALLS KANNA 1 DP374-9105

s. HIGHGATE PIONEER 3 T1963-87044

d. BEZURRELL ROSE 59 T3137-413

July 2010 South Devon BREEDPLAN EBVs															
	Calv. Ease Direct (%)	Calv. Ease Dtrs (%)	Gest. Len. (days)	Birth Wt. (kg)	200 Day Wt. (kg)	400 Day Wt. (kg)	600 Day Wt. (kg)	Mat. Cow Wt. (kg)	Milk (kg)	Scrotal Size (cm)	Carcase Wt. (kg)	Eye Muscle Area (sq.cm)	Rib Fat (mm)	Retail Beef Yield (%)	IMF %
EBV	-7.3	+4.8	+0.7	+1.6	+11	+25	+36	-	+6	-	+18	+1.6	0.0	-0.1	-
Acc	65%	66%	65%	83%	78%	75%	74%	-	73%	-	61%	29%	41%	38%	-
Breed Avg. EBVs for 2008 Born Calves															
EBV	-0.1	+1.0	+0.3	+1.1	+16	+29	+37	+38	+4	+0.3	+23	+1.9	+0.1	+0.1	0.0

Traits Observed: BWT, 200WT(x2), 400WT, 600WT(x2)**Statistics:** Number of Herds: **8**, Progeny Analysed: **54**, Scan Progeny: **6**, Number of Dtrs: **7**

Market Target	Index Value	Breed Average
Quality Beef Index (GBP)	+15	+22
Suckler Replacement Index (GBP)	+21	+28

CHOLWELLS ACE 3

Ear No V1456-7912

Born 25/02/1979

MYOSTATIN STATUS: 1 (nt821)

Bred by JB ROSSITER, CHOLWELLS FARM, KINGSBRIDGE, DEVON, TQ7 3BH

Available from South Devon Herd Book Society

Price £5.00 per straw

Sire - WINSOR ACE 10 WIN-7575

s. WINSOR SLAM XBN-838

d. WINSOR COWSLIP 33 MUD-365

Dam - TREGASSO IVY 30 XBM-063

s. BAPTON YEOMAN MMV-597

d. TREGASSO IVY 21 MYZ-063

July 2010 South Devon BREEDPLAN EBVs																
	Calv. Ease Direct (%)	Calv. Ease Dtrs (%)	Gest. Len. (days)	Birth Wt. (kg)	200 Day Wt. (kg)	400 Day Wt. (kg)	600 Day Wt. (kg)	Mat. Cow Wt. (kg)	Milk (kg)	Scrotal Size (cm)	Carcase Wt. (kg)	Eye Muscle Area (sq.cm)	Rib Fat (mm)	Retail Beef Yield (%)	IMF %	
EBV	-2.4	+3.7	-	+1.4	+16	+36	+33	-	-3	-	+24	+1.8	-0.1	+0.2	-	
Acc	46%	45%	-	74%	83%	77%	78%	-	61%	-	66%	26%	32%	31%	-	
Breed Avg. EBVs for 2008 Born Calves																
EBV	-0.1	+1.0	+0.3	+1.1	+16	+29	+37	+38	+4	+0.3	+23	+1.9	+0.1	+0.1	0.0	

Traits Observed: 200WT(x2), 400WT(x2), FAT

Statistics: Number of Herds: 6, Progeny Analysed: 22,

Market Target	Index Value	Breed Average
Quality Beef Index (GBP)	+18	+22
Suckler Replacement Index (GBP)	+24	+28

AI CHOLWELLS KING 2

Ear No V1456-8012

Born 14/02/1980

MYOSTATIN STATUS: 0

Bred by J B ROSSITER, CHOLWELLS FARM, KINGSBRIDGE, DEVON, TQ7 3BH

Available from South Devon Herd Book Society Price £5.00 per straw

Sire - CHOLWELLS ACE 1 V1456-7755

s. WINSOR ACE 10 WIN-7575

d. CHOLWELLS GWENDOLINE XBU-095

Dam - CHOLWELLS POLL BETTY 3 (T) V1456-7525

s. CHOLWELLS EXPRESS 2 XAP-301

d. AI CHOLWELLS BETTY MYL-8818

July 2010 South Devon BREEDPLAN EBVs																
	Calv. Ease Direct (%)	Calv. Ease Dtrs (%)	Gest. Len. (days)	Birth Wt. (kg)	200 Day Wt. (kg)	400 Day Wt. (kg)	600 Day Wt. (kg)	Mat. Cow Wt. (kg)	Milk (kg)	Scrotal Size (cm)	Carcase Wt. (kg)	Eye Muscle Area (sq.cm)	Rib Fat (mm)	Retail Beef Yield (%)	IMF %	
EBV	+1.0	+2.4	-	+1.8	+24	+34	+43	-	+4	-	-	-	-	-	-	
Acc	29%	30%	-	52%	66%	59%	55%	-	50%	-	-	-	-	-	-	
Breed Avg. EBVs for 2008 Born Calves																
EBV	-0.1	+1.0	+0.3	+1.1	+16	+29	+37	+38	+4	+0.3	+23	+1.9	+0.1	+0.1	0.0	

Traits Observed: 200WT(x2), 400WT

Statistics: Number of Herds: 1, Progeny Analysed: 5, Number of Dtrs: 1

Market Target	Index Value	Breed Average
Quality Beef Index (GBP)	+25	+22
Suckler Replacement Index (GBP)	+34	+28

Z CILGWRRWG ILLYA

Ear No UKFV0180-00017

Born 02/02/1997

MYOSTATIN STATUS: 0

Bred by R V HARTSHORN, 24 RODEN LANE, RODEN, TELFORD, SHROPSHIRE, TF6 6BJ

Available from T M Kent, t/a J Kent, Eyton Farm, Baschurch, Shrewsbury, Shropshire, SY4 2JJ

Sire – PAPER MILL SAFFRON G8388-9304


s. PAPER MILL TRUMP SAD-804

d. HOLCOMBE EFFIE 12 V9260-831

Dam – CILGWRRWG FRUHLING FV180-9406

s. EDMESTON TRUSTY 4 V2745-809

d. CILGWRRWG DYFNAINT FV180-9201

July 2010 South Devon BREEDPLAN EBVs															
	Calv. Ease Direct (%)	Calv. Ease Dtrs (%)	Gest. Len. (days)	Birth Wt. (kg)	200 Day Wt. (kg)	400 Day Wt. (kg)	600 Day Wt. (kg)	Mat. Cow Wt. (kg)	Milk (kg)	Scrotal Size (cm)	Carcase Wt. (kg)	Eye Muscle Area (sq.cm)	Rib Fat (mm)	Retail Beef Yield (%)	IMF %
EBV	-0.7	-1.4	+1.3	+4.1	+35	+62	+66	+70	-1	+1.4	+44	+2.0	-0.3	+0.7	-0.4
Acc	87%	85%	90%	95%	95%	94%	92%	82%	89%	69%	85%	59%	73%	70%	58%
Breed Avg. EBVs for 2008 Born Calves															
EBV	-0.1	+1.0	+0.3	+1.1	+16	+29	+37	+38	+4	+0.3	+23	+1.9	+0.1	+0.1	0.0

Traits Observed: BWT, 200WT(x2), 400WT(x2), FAT, EMA

Statistics: Number of Herds: 40, Progeny Analysed: 267, Scan Progeny: 42, Number of Dtrs: 51

Market Target	Index Value	Breed Average
Quality Beef Index (GBP)	+39	+22
Suckler Replacement Index (GBP)	+51	+28

EDMESTON HOMER 1

Ear No UKV2745-00610

Born 09/04/1998

Bred by J C & S M IRISH, YARNHAY, BROWNSTON ST, MODBURY, IVYBRIDGE, DEVON, PL21 0RQ

Available from The Tully Partnership, East Farm, Waddeton, Brixham, Devon, TQ5 0EL, tel 01803 842394

Available for export to EU

Sire – ERME JAFFA V2167-9302


s. CROKERS MAJOR BILL B3837-688

d. ERME BUTERCUP 21 V2167-1472

Dam – EDMESTON HILDA 257 V2745-9492

s. STRETCHFORD CENTURION V4920-8965

d. EDMESTON HILDA 190 V2745-730

July 2010 South Devon BREEDPLAN EBVs															
	Calv. Ease Direct (%)	Calv. Ease Dtrs (%)	Gest. Len. (days)	Birth Wt. (kg)	200 Day Wt. (kg)	400 Day Wt. (kg)	600 Day Wt. (kg)	Mat. Cow Wt. (kg)	Milk (kg)	Scrotal Size (cm)	Carcase Wt. (kg)	Eye Muscle Area (sq.cm)	Rib Fat (mm)	Retail Beef Yield (%)	IMF %
EBV	+3.4	+0.2	-1.7	+2.3	+24	+43	+69	-	-3	+0.7	+35	+1.6	-0.8	+0.6	-
Acc	81%	76%	86%	94%	89%	87%	85%	-	70%	40%	73%	32%	38%	36%	-
Breed Avg. EBVs for 2008 Born Calves															
EBV	-0.1	+1.0	+0.3	+1.1	+16	+29	+37	+38	+4	+0.3	+23	+1.9	+0.1	+0.1	0.0

Statistics: Number of Herds: 18, Progeny Analysed: 153, Scan Progeny: 2, Number of Dtrs: 8

Market Target	Index Value	Breed Average
Quality Beef Index (GBP)	+43	+22
Suckler Replacement Index (GBP)	+55	+28

ERME JAMB0**Ear No V2167-9201****Born 05/02/1992**

Bred by D E CAMP, HOMER PARK, STRETE, DARTMOUTH, DEVON, TQ6 0RU

Available from South Devon Herd Book Society

Price £5.00 per straw

Sire - SEXTON SATURN 80 V3451-701


s. AI GEORGE TEIGN SATURN 9 VH628-F4

d. SEXTON KAY 27 V3451-107

Dam - ERME FIDGET 68 V2167-1255

s. ERME MAGNUS V2167-888

d. AI ERME FIDGET 40 V2167-996

July 2010 South Devon BREEDPLAN EBVs																
	Calv. Ease Direct (%)	Calv. Ease Dtrs (%)	Gest. Len. (days)	Birth Wt. (kg)	200 Day Wt. (kg)	400 Day Wt. (kg)	600 Day Wt. (kg)	Mat. Cow Wt. (kg)	Milk (kg)	Scrotal Size (cm)	Carcase Wt. (kg)	Eye Muscle Area (sq.cm)	Rib Fat (mm)	Retail Beef Yield (%)	IMF %	
	EBV	-10.9	-0.6	+2.4	+3.6	+25	+38	+50	-	+4	+0.5	+28	+2.1	-0.4	+0.6	-
Acc	84%	84%	85%	94%	93%	92%	90%	-	91%	64%	83%	62%	73%	71%	-	
Breed Avg. EBVs for 2008 Born Calves																
EBV	-0.1	+1.0	+0.3	+1.1	+16	+29	+37	+38	+4	+0.3	+23	+1.9	+0.1	+0.1	0.0	

Traits Observed: 200WT, 400WT(x2), SS, FAT, EMA**Statistics:** Number of Herds: **28**, Progeny Analysed: **219**, Scan Progeny: **85**, Number of Dtrs: **37**

Market Target	Index Value	Breed Average
Quality Beef Index (GBP)	+23	+22
Suckler Replacement Index (GBP)	+31	+28

FOXHOLE MENZIES**Ear No UK302314 100045****Born 23/01/2003**

Bred by K V & M A PLAIN, FOXHOLE FARM, KINSHAM, TEWKESBURY, GLOS, GL20 8HU, tel 01684 772096

Available from Genus plc, tel 08701 6222000

Sire – FOXHOLE BRADLEY UKWD0033-00053


s. ROSKYMER POLARIS 9 UKTE0771-00064

d. ROSKYMER BUTTERCUP 173 TE771-9424

Dam – FOXHOLE MARTHA UKWD0033-00064

s. SEXTON SATURN 9 V3451-450

d. FOXHOLE MYRTLE WD33-9410

July 2010 South Devon BREEDPLAN EBVs																
	Calv. Ease Direct (%)	Calv. Ease Dtrs (%)	Gest. Len. (days)	Birth Wt. (kg)	200 Day Wt. (kg)	400 Day Wt. (kg)	600 Day Wt. (kg)	Mat. Cow Wt. (kg)	Milk (kg)	Scrotal Size (cm)	Carcase Wt. (kg)	Eye Muscle Area (sq.cm)	Rib Fat (mm)	Retail Beef Yield (%)	IMF %	
	EBV	-13.3	-2.1	+5.2	+5.8	+23	+36	+52	-	+4	-	-	+1.7	+0.2	-0.1	+0.1
Acc	62%	49%	73%	81%	75%	70%	68%	-	47%	-	-	21%	36%	31%	27%	
Breed Avg. EBVs for 2008 Born Calves																
EBV	-0.1	+1.0	+0.3	+1.1	+16	+29	+37	+38	+4	+0.3	+23	+1.9	+0.1	+0.1	0.0	

Traits Observed: BWT, 200WT(x2), 400WT(x2)**Statistics:** Number of Herds: **25**, Progeny Analysed: **72**, Scan Progeny: **2**,

Market Target	Index Value	Breed Average
Quality Beef Index (GBP)	+20	+22
Suckler Replacement Index (GBP)	+26	+28

GROVE BELLEROPHON 3

Ear No UK321568 400280

Born 06/01/2003

MYOSTATIN STATUS: 0

Bred by W H D SCOTT, WELLS FOLLY, MORETON-IN-MARSH, GLOS, GL56 0PA, tel 01608 651464

Available from South Devon Herd Book Society

Price £5.00 per straw

Sire – GROVE CHARLEMAGNE 19 UKEF0347-00259

s. S.D.E. TRUMP 3 SDE-34

d. GROVE CHERRY 9 EF347-9253

Dam – KESTLE BUTTERMAID 31 UKT1594-00161

s. KESTLE JETHRO T1594-9328

d. KESTLE BUTTERMAID 11 T1594-9212

July 2010 South Devon BREEDPLAN EBVs

	Calv. Ease Direct (%)	Calv. Ease Dtrs (%)	Gest. Len. (days)	Birth Wt. (kg)	200 Day Wt. (kg)	400 Day Wt. (kg)	600 Day Wt. (kg)	Mat. Cow Wt. (kg)	Milk (kg)	Scrotal Size (cm)	Carcase Wt. (kg)	Eye Muscle Area (sq.cm)	Rib Fat (mm)	Retail Beef Yield (%)	IMF %
EBV	+5.9	-4.5	+0.4	+2.6	+25	+43	+46	-	+7	-0.9	+34	+3.5	-0.4	+1.1	0.0
Acc	78%	63%	86%	93%	90%	88%	81%	-	58%	61%	73%	57%	71%	69%	61%

Breed Avg. EBVs for 2008 Born Calves

EBV	-0.1	+1.0	+0.3	+1.1	+16	+29	+37	+38	+4	+0.3	+23	+1.9	+0.1	+0.1	0.0
-----	------	------	------	------	-----	-----	-----	-----	----	------	-----	------	------	------	-----

Traits Observed: GL, BWT, 200WT(x2), 400WT(x2), 600WT, SS, FAT, EMA

Statistics: Number of Herds: 3, Progeny Analysed: 95, Scan Progeny: 32, Number of Dtrs: 4

Market Target	Index Value	Breed Average
Quality Beef Index (GBP)	+36	+22
Suckler Replacement Index (GBP)	+36	+28

GROVE CHARLEMAGNE 5

Ear No EF347-9206

Born 10/01/1992

MYOSTATIN STATUS: 1 (nt821)

Bred by W H D SCOTT, WELLS FOLLY, MORETON-IN-MARSH, GLOS, GL56 0PA, tel 01608 651464

Available from breeder

Sire – HIGHGATE PIONEER 9 T1963-89119

s. TREGOTHA SAFFRON 37 T510-2184

d. HIGHGATE MABEL 3 (B) T1963-812

Dam – GROVE CHERRY 5 EF347-8913

s. GROVE HADRIAN EF347-8232

d. GROVE CHERRY EF347-8308

July 2010 South Devon BREEDPLAN EBVs

	Calv. Ease Direct (%)	Calv. Ease Dtrs (%)	Gest. Len. (days)	Birth Wt. (kg)	200 Day Wt. (kg)	400 Day Wt. (kg)	600 Day Wt. (kg)	Mat. Cow Wt. (kg)	Milk (kg)	Scrotal Size (cm)	Carcase Wt. (kg)	Eye Muscle Area (sq.cm)	Rib Fat (mm)	Retail Beef Yield (%)	IMF %
EBV	+8.9	-7.1	-3.1	+0.9	+17	+30	+29	+26	+9	+0.3	+14	+1.0	+1.2	-1.2	-
Acc	91%	91%	91%	97%	96%	95%	93%	86%	95%	65%	89%	76%	84%	82%	-

Breed Avg. EBVs for 2008 Born Calves

EBV	-0.1	+1.0	+0.3	+1.1	+16	+29	+37	+38	+4	+0.3	+23	+1.9	+0.1	+0.1	0.0
-----	------	------	------	------	-----	-----	-----	-----	----	------	-----	------	------	------	-----

Traits Observed: GL, BWT, 200WT(x2), 400WT(x2), FAT, EMA

Statistics: Number of Herds: 27, Progeny Analysed: 276, Scan Progeny: 98, Number of Dtrs: 66

Market Target	Index Value	Breed Average
Quality Beef Index (GBP)	+15	+22
Suckler Replacement Index (GBP)	+20	+28

GROVE CHARLEMAGNE 19

Ear No UKEF0347-00259

Born 18/02/1997

MYOSTATIN STATUS: 1 (nt821)


Bred by W H D SCOTT, WELLS FOLLY, MORETON-IN-MARSH, GLOS, GL56 0PA, tel 01608 651464

Available from breeder

Sire – S.D.E. TRUMP 3 SDE-34

s. WINSOR SAFFRON'S TRUMP XBN-809
d. COOMBE FARM BUTTERCUP 29 T6-638
s. GROVE BRUTUS 12 EF347-8976
d. GROVE CHERRY 4 EF347-8818

Dam – GROVE CHERRY 9 EF347-9253

July 2010 South Devon BREEDPLAN EBVs																
	Calv. Ease Direct (%)	Calv. Ease Dtrs (%)	Gest. Len. (days)	Birth Wt. (kg)	200 Day Wt. (kg)	400 Day Wt. (kg)	600 Day Wt. (kg)	Mat. Cow Wt. (kg)	Milk (kg)	Scrotal Size (cm)	Carcase Wt. (kg)	Eye Muscle Area (sq.cm)	Rib Fat (mm)	Retail Beef Yield (%)	IMF %	
	EBV	-17.6	-6.5	+1.8	+6.1	+31	+36	+48	-	+1	-0.4	+27	+4.3	-0.2	+1.7	-0.2
Acc	76%	71%	81%	89%	86%	84%	81%	-	73%	56%	74%	59%	69%	67%	54%	
Breed Avg. EBVs for 2008 Born Calves																
EBV	-0.1	+1.0	+0.3	+1.1	+16	+29	+37	+38	+4	+0.3	+23	+1.9	+0.1	+0.1	0.0	

Traits Observed: BWT, 200WT(x2), 400WT(x2), FAT, EMA

Statistics: Number of Herds: 3, Progeny Analysed: 30, Scan Progeny: 14, Number of Dtrs: 5

Market Target	Index Value	Breed Average
Quality Beef Index (GBP)	+25	+22
Suckler Replacement Index (GBP)	+27	+28

GROVE GERMANICUS 13

Ear No UK 321568 100193

Born 16/02/2002

MYOSTATIN STATUS: 1 (nt821)

Bred by WHD SCOTT, WELLS FOLLY, MORETON-IN-MARSH, GLOUCESTERSHIRE, GL56 0PA

Available from South Devon Herd Book Society


Price £5.00 per straw

Qualifies for export to EU

Sire - EDMESTON CENTURION 11 V2745-9469

s. STRETCHFORD CENTURION V4920-8965
d. EDMESTON HILDA 174 V2745-668
s. AI TREVASSACK JUPITER T1056-97004
d. HIGHGATE GEM 11 T1963-028

Dam - HIGHGATE GEM 20 T1963-91242

July 2010 South Devon BREEDPLAN EBVs																
	Calv. Ease Direct (%)	Calv. Ease Dtrs (%)	Gest. Len. (days)	Birth Wt. (kg)	200 Day Wt. (kg)	400 Day Wt. (kg)	600 Day Wt. (kg)	Mat. Cow Wt. (kg)	Milk (kg)	Scrotal Size (cm)	Carcase Wt. (kg)	Eye Muscle Area (sq.cm)	Rib Fat (mm)	Retail Beef Yield (%)	IMF %	
	EBV	+1.5	+0.9	-2.4	-0.3	+6	+26	+30	-	+8	-	+18	+2.6	+0.2	+0.3	-
Acc	71%	66%	72%	90%	87%	84%	80%	-	68%	-	70%	42%	48%	47%	-	
Breed Avg. EBVs for 2008 Born Calves																
EBV	-0.1	+1.0	+0.3	+1.1	+16	+29	+37	+38	+4	+0.3	+23	+1.9	+0.1	+0.1	0.0	

Traits Observed: BWT, 200WT(x2), 400WT(x2), FAT, EMA

Statistics: Number of Herds: 13, Progeny Analysed: 70, Scan Progeny: 4, Number of Dtrs: 8

Market Target	Index Value	Breed Average
Quality Beef Index (GBP)	+20	+22
Suckler Replacement Index (GBP)	+26	+28

GROVE ROMMEL

Ear No EF347-8454

Born 10/09/1984

Bred by W H D SCOTT, WELLS FOLLY, MORETON-IN-MARSH, GLOS, GL56 0PA, tel 01608 651464

Available from breeder

Sire – GROVE BRUTUS 3 EF347-8239


s. GROVE FERDINAND EF347-7923

d. COOMBE FARM BUTTERCUP 17 T6-507

Dam – TREGOTHA ROSE 113 T510-1479

s. TREGOTHA MAJESTIC 3 T510-2478

d. TREGOTHA ROSE 103 T510-1479

July 2010 South Devon BREEDPLAN EBVs															
	Calv. Ease Direct (%)	Calv. Ease Dtrs (%)	Gest. Len. (days)	Birth Wt. (kg)	200 Day Wt. (kg)	400 Day Wt. (kg)	600 Day Wt. (kg)	Mat. Cow Wt. (kg)	Milk (kg)	Scrotal Size (cm)	Carcase Wt. (kg)	Eye Muscle Area (sq.cm)	Rib Fat (mm)	Retail Beef Yield (%)	IMF %
EBV	-4.9	-0.6	+0.5	+2.0	+16	+19	+32	-	+2	+0.2	+15	+2.1	-0.5	+0.7	-0.2
Acc	78%	79%	72%	91%	89%	84%	82%	-	86%	36%	73%	40%	47%	45%	29%
Breed Avg. EBVs for 2008 Born Calves															
EBV	-0.1	+1.0	+0.3	+1.1	+16	+29	+37	+38	+4	+0.3	+23	+1.9	+0.1	+0.1	0.0

Traits Observed: 200WT(x2), 400WT, 600WT

Statistics: Number of Herds: **3**, Progeny Analysed: **56**, Scan Progeny: **1**, Number of Dtrs: **15**

Market Target	Index Value	Breed Average
Quality Beef Index (GBP)	+19	+22
Suckler Replacement Index (GBP)	+22	+28

GROVE SOLOMON 14

Ear No UK321568 400014

Born 01/03/2000

MYOSTATIN STATUS: **0**

Bred by W H D SCOTT, WELLS FOLLY, MORETON-IN-MARSH, GLOS, GL56 0PA, tel 01608 651464

Available from breeder

Sire – GROVE HECTOR 15 EF347-94084


s. GROVE BRUTUS 17 EF347-9201

d. GROVE HAWTHORN 7 EF347-8429

Dam – GROVE SORREL 20 UKEF0347-00257

s. S.D.E. TRUMP 3 SDE-34

d. GROVE SORREL 11 EF347-8711

July 2010 South Devon BREEDPLAN EBVs															
	Calv. Ease Direct (%)	Calv. Ease Dtrs (%)	Gest. Len. (days)	Birth Wt. (kg)	200 Day Wt. (kg)	400 Day Wt. (kg)	600 Day Wt. (kg)	Mat. Cow Wt. (kg)	Milk (kg)	Scrotal Size (cm)	Carcase Wt. (kg)	Eye Muscle Area (sq.cm)	Rib Fat (mm)	Retail Beef Yield (%)	IMF %
EBV	+0.8	+2.1	-1.7	-0.2	+11	+15	+20	-	0	-	+11	+2.5	+1.0	-0.1	0.0
Acc	74%	71%	73%	87%	87%	85%	81%	-	74%	-	74%	58%	68%	66%	45%
Breed Avg. EBVs for 2008 Born Calves															
EBV	-0.1	+1.0	+0.3	+1.1	+16	+29	+37	+38	+4	+0.3	+23	+1.9	+0.1	+0.1	0.0

Traits Observed: BWT, 200WT(x2), 400WT(x2), FAT, EMA

Statistics: Number of Herds: **5**, Progeny Analysed: **46**, Scan Progeny: **21**, Number of Dtrs: **7**

Market Target	Index Value	Breed Average
Quality Beef Index (GBP)	+13	+22
Suckler Replacement Index (GBP)	+17	+28

GROVE WELLINGTON 56**Ear No UK321568 600814****Born 23/03/2008****MYOSTATIN STATUS: 1**

Bred by W H D SCOTT, GROVE FARMS, WELLS FOLLY, MORETON-IN-MARSH, GLOS, GL56 0PA

Available from breeder

Sire – RUFFORD SAS DILLON UK165390 300067


s. RUFFORD SAS RED UK165390 600021

d. RUFFORD CROCUS 2 UKEC0798-00130

Dam – GROVE WILLOWHERB 36 UK321568 600471

s. WADDETON CENTURION 6 UKVN1614-00481

d. GROVE WILLOWHERB 13 UKEF0347-00027

July 2010 South Devon BREEDPLAN EBVs															
	Calv. Ease Direct (%)	Calv. Ease Dtrs (%)	Gest. Len. (days)	Birth Wt. (kg)	200 Day Wt. (kg)	400 Day Wt. (kg)	600 Day Wt. (kg)	Mat. Cow Wt. (kg)	Milk (kg)	Scrotal Size (cm)	Carcase Wt. (kg)	Eye Muscle Area (sq.cm)	Rib Fat (mm)	Retail Beef Yield (%)	IMF %
	EBV	-0.8	+1.3	-0.7	+3.8	+36	+62	+74	-	+9	-0.3	-	+2.8	-1.3	+1.5
Acc	48%	40%	56%	75%	71%	67%	66%	-	42%	61%	-	40%	49%	47%	39%
Breed Avg. EBVs for 2008 Born Calves															
EBV	-0.1	+1.0	+0.3	+1.1	+16	+29	+37	+38	+4	+0.3	+23	+1.9	+0.1	+0.1	0.0

Traits Observed: BWT, 200WT(x2), 400WT(x2), 600WT, SS, FAT, EMA, IMF

Market Target	Index Value	Breed Average
Quality Beef Index (GBP)	+48	+22
Suckler Replacement Index (GBP)	+57	+28

AI HAUGHTON SAS JOE LOUIS 1**Ear UK303138 600011****Born 29/01/2004****MYOSTATIN STATUS: 0**

Bred by W H SANDFORD, WILLOW TREE COTTAGE, 2 HAUGHTON HOLDINGS, RODEN, TELFORD, SHROPSHIRE, TF6 6BU

Available from South Devon Herd Book Society Price £5.00 per straw

Qualifies for export to EU

Sire – TREVOWAH JOE LOUIS 11 T7188-512


s. SHAMLEIGH JOE LOUIS SS603-22

d. TREVOWAH DOROTHY 18 T7188-359

Dam – HAUGHTON VICKY 2 UK303138 600004

s. HAUGHTON PIONEER 1 UKFU0953-00005

d. HAUGHTON VICKY 1 UKFU0953-00014

July 2010 South Devon BREEDPLAN EBVs															
	Calv. Ease Direct (%)	Calv. Ease Dtrs (%)	Gest. Len. (days)	Birth Wt. (kg)	200 Day Wt. (kg)	400 Day Wt. (kg)	600 Day Wt. (kg)	Mat. Cow Wt. (kg)	Milk (kg)	Scrotal Size (cm)	Carcase Wt. (kg)	Eye Muscle Area (sq.cm)	Rib Fat (mm)	Retail Beef Yield (%)	IMF %
	EBV	-7.1	-1.1	+0.3	+2.8	+33	+55	+66	-	+5	-	+42	+1.4	-0.3	+0.2
Acc	64%	52%	76%	85%	81%	76%	73%	-	52%	-	61%	36%	49%	46%	38%
Breed Avg. EBVs for 2008 Born Calves															
EBV	-0.1	+1.0	+0.3	+1.1	+16	+29	+37	+38	+4	+0.3	+23	+1.9	+0.1	+0.1	0.0

Traits Observed: BWT, 200WT(x2), 600WT**Statistics: Number of Herds: 16, Progeny Analysed: 47, Scan Progeny: 7, Number of Dtrs: 2**

Market Target	Index Value	Breed Average
Quality Beef Index (GBP)	+32	+22
Suckler Replacement Index (GBP)	+45	+28

ET HINDSLODERS HADRIAN 9

Ear No VN16-9158

Born 13/06/1991

Bred by A R MASON, HINDSLODERS HOUSE, STONEBRIDGE LANE, FULBOURN, CAMBRIDGE, CB1 5BW, tel 01223 881541

Available from breeder and D J Hedgeman Farming, tel 01929 462383

Sire – GROVE HADRIAN EF347-8232


s. GROVE FERDINAND EF347-7923

d. EWEIFIELDS HAZEL 5 K9933-183

Dam – COOMBE FARM BUTTERCUP 25 T6-602

s. ROSKYMER SAFFRON'S TRUMP TE771-135

d. COOMBE FARM BUTTERCUP 11 (C) T6-433

July 2010 South Devon BREEDPLAN EBVs															
	Calv. Ease Direct (%)	Calv. Ease Dtrs (%)	Gest. Len. (days)	Birth Wt. (kg)	200 Day Wt. (kg)	400 Day Wt. (kg)	600 Day Wt. (kg)	Mat. Cow Wt. (kg)	Milk (kg)	Scrotal Size (cm)	Carcase Wt. (kg)	Eye Muscle Area (sq.cm)	Rib Fat (mm)	Retail Beef Yield (%)	IMF %
	EBV	-13.9	-0.7	+0.6	+3.3	+21	+37	+41	+32	0	+0.7	+26	+3.4	-0.8	+1.6
Acc	87%	85%	85%	95%	94%	93%	90%	81%	90%	54%	85%	56%	63%	61%	44%
Breed Avg. EBVs for 2008 Born Calves															
EBV	-0.1	+1.0	+0.3	+1.1	+16	+29	+37	+38	+4	+0.3	+23	+1.9	+0.1	+0.1	0.0

Traits Observed: 200WT(x2), 400WT, 600WT(x2)

Statistics: Number of Herds: **30**, Progeny Analysed: **183**, Scan Progeny: **11**, Number of Dtrs: **30**

Market Target	Index Value	Breed Average
Quality Beef Index (GBP)	+22	+22
Suckler Replacement Index (GBP)	+28	+28

JUNIPER WINSTON

Ear No UKNS0149-00531

Born 14/03/1996

Bred by A & P RICKETT, WOOD FARM, EVERDON, DAVENTRY, NORTHANTS, NN11 3BH

Available from R K Rundle, Kestle Farm, Kestle Mill, Newquay, Cornwall, TR8 4PU

Qualifies for export to EU

Sire – TREVASSACK MASTER 4 T1056-93003


s. CROKERS FAVOURITE V3837-650

d. TREVASSACK PRIDE 101 T1056-85025

Dam – JUNIPER RAMONA NS149-91364

s. JUNIPER KING LEAR NS149-209

d. JUNIPER JEMIMA (RM) NS149-160

July 2010 South Devon BREEDPLAN EBVs															
	Calv. Ease Direct (%)	Calv. Ease Dtrs (%)	Gest. Len. (days)	Birth Wt. (kg)	200 Day Wt. (kg)	400 Day Wt. (kg)	600 Day Wt. (kg)	Mat. Cow Wt. (kg)	Milk (kg)	Scrotal Size (cm)	Carcase Wt. (kg)	Eye Muscle Area (sq.cm)	Rib Fat (mm)	Retail Beef Yield (%)	IMF %
	EBV	-1.6	-0.5	+2.7	+6.8	+33	+48	+65	-	+4	+0.5	+29	+1.4	-0.8	+0.4
Acc	76%	77%	61%	87%	92%	89%	86%	-	90%	36%	80%	45%	55%	53%	-
Breed Avg. EBVs for 2008 Born Calves															
EBV	-0.1	+1.0	+0.3	+1.1	+16	+29	+37	+38	+4	+0.3	+23	+1.9	+0.1	+0.1	0.0

Traits Observed: BWT, 200WT(x2), 400WT(x2), 600WT, SS, FAT, EMA

Statistics: Number of Herds: **4**, Progeny Analysed: **157**, Scan Progeny: **32**, Number of Dtrs: **45**

Market Target	Index Value	Breed Average
Quality Beef Index (GBP)	+37	+22
Suckler Replacement Index (GBP)	+42	+28

AI LUMBYLAW BARON

Ear No B1548-9405

Born 25/02/1994

Bred by A R LEE, LUMBYLAW, EDLINGHAM, ALNWICK, NORTHUMBERLAND, NE66 2BW, tel 01665 574277

Available from breeder

Sire – WINSOR SAFFRON’S TRUMP XBN-809 s. TREWINNEY NO 83 MTX-794
d. WINSOR SAFFRON 24 MUD-385

Dam – HARLINGTON KAY 13 B1548-A11 s. ROSKYMER ACE 2 TE771-998
d. SEXTON KAY 35 V3451-193

July 2010 South Devon BREEDPLAN EBVs															
	Calv. Ease Direct (%)	Calv. Ease Dtrs (%)	Gest. Len. (days)	Birth Wt. (kg)	200 Day Wt. (kg)	400 Day Wt. (kg)	600 Day Wt. (kg)	Mat. Cow Wt. (kg)	Milk (kg)	Scrotal Size (cm)	Carcase Wt. (kg)	Eye Muscle Area (sq.cm)	Rib Fat (mm)	Retail Beef Yield (%)	IMF %
EBV	-8.0	-2.7	+1.4	+0.8	+7	+13	+15	+5	-4	+0.1	+12	+3.0	-0.3	+1.1	-
Acc	85%	86%	77%	91%	95%	94%	92%	84%	93%	52%	87%	54%	61%	59%	-
Breed Avg. EBVs for 2008 Born Calves															
EBV	-0.1	+1.0	+0.3	+1.1	+16	+29	+37	+38	+4	+0.3	+23	+1.9	+0.1	+0.1	0.0

Traits Observed: 200WT(x2), 400WT(x2)

Statistics: Number of Herds: **5**, Progeny Analysed: **165**, Scan Progeny: **18**, Number of Dtrs: **60**

Market Target	Index Value	Breed Average
Quality Beef Index (GBP)	+10	+22
Suckler Replacement Index (GBP)	+11	+28

ROSKYMER FERDINAND 12

Ear No TE771-897

Born 28/02/1984

Bred by W W WILLIAMS & SON, ROSKYMER BARTON, MAWGAN, HELSTON, CORNWALL, TR12 6BA

Available from Genus plc, 08701 622000

Sire – GROVE FERDINAND EF347-7923 s. WINSOR APOLLO 17 WIN-76133
d. LYNEHAM FAIRY 2 VH665-235

Dam – ROSKYMER BUTTERCUP 21 TE771-318 s. PAMFLETE HERCULES 20 V2596-0131
d. ROSKYMER BUTTERCUP 2 TE771-33

July 2010 South Devon BREEDPLAN EBVs															
	Calv. Ease Direct (%)	Calv. Ease Dtrs (%)	Gest. Len. (days)	Birth Wt. (kg)	200 Day Wt. (kg)	400 Day Wt. (kg)	600 Day Wt. (kg)	Mat. Cow Wt. (kg)	Milk (kg)	Scrotal Size (cm)	Carcase Wt. (kg)	Eye Muscle Area (sq.cm)	Rib Fat (mm)	Retail Beef Yield (%)	IMF %
EBV	-1.9	-9.7	+2.3	+0.9	+17	+35	+38	-	+3	-	+30	+2.4	+0.5	0.0	-
Acc	83%	85%	90%	92%	92%	91%	88%	-	92%	-	82%	47%	59%	55%	-
Breed Avg. EBVs for 2008 Born Calves															
EBV	-0.1	+1.0	+0.3	+1.1	+16	+29	+37	+38	+4	+0.3	+23	+1.9	+0.1	+0.1	0.0

Traits Observed: 200WT(x2), 400WT(x2)

Statistics: Number of Herds: **70**, Progeny Analysed: **204**, Scan Progeny: **10**, Number of Dtrs: **48**

Market Target	Index Value	Breed Average
Quality Beef Index (GBP)	+21	+22
Suckler Replacement Index (GBP)	+26	+28

RUFFORD SAS DILLON**Ear No UK165390 300067****Born 22/03/2004****MYOSTATIN STATUS: 1 (nt821)**

Bred by R W BOSTELMANN, RUFFORD, OFFLEY HAY, ECCLESHALL, STAFFS, ST21 6HJ Tel: 01785 850575

Available from W H D Scott, Grove Farms, Wells Folly, Moreton-in-Marsh, Glos, GL56 0PA Tel: 01608 651464

Sire – RUFFORD SAS RED UK165390 600021


s. OXEY REDDISH 3 UKL5421-00331

d. RUFFORD CHAMPION 2 EC798-9405

Dam – RUFFORD CROCUS 2 UKEC0798-00130

s. BROAD OAK DOMITIAN EF347-8802

d. RUFFORD CROCUS 1 EC798-9174

July 2010 South Devon BREEDPLAN EBVs																
	Calv. Ease Direct (%)	Calv. Ease Dtrs (%)	Gest. Len. (days)	Birth Wt. (kg)	200 Day Wt. (kg)	400 Day Wt. (kg)	600 Day Wt. (kg)	Mat. Cow Wt. (kg)	Milk (kg)	Scrotal Size (cm)	Carcase Wt. (kg)	Eye Muscle Area (sq.cm)	Rib Fat (mm)	Retail Beef Yield (%)	IMF %	
	EBV	-2.7	+1.6	+0.4	+3.9	+34	+53	+68	-	+5	+0.2	+43	+3.0	-1.1	+1.6	-0.6
Acc	73%	55%	82%	91%	88%	86%	80%	-	50%	60%	71%	50%	65%	62%	56%	
Breed Avg. EBVs for 2008 Born Calves																
EBV	-0.1	+1.0	+0.3	+1.1	+16	+29	+37	+38	+4	+0.3	+23	+1.9	+0.1	+0.1	0.0	

Traits Observed: BWT, 200WT(x2), 400WT(x2), 600WT, SS, FAT, EMA**Statistics:** Number of Herds: **2**, Progeny Analysed: **56**, Scan Progeny: **25**, Number of Dtrs: **1**

Market Target	Index Value	Breed Average
Quality Beef Index (GBP)	+44	+22
Suckler Replacement Index (GBP)	+54	+28

SEXTON CENTURION**Ear No UKV4963-00032****Born 30/05/1995****MYOSTATIN STATUS: 1 (nt821)**

Bred by R R B HARVEY, SEXTON FARM, ERMINGTON, IVYBRIDGE, DEVON, PL21 9NY

Available from South Devon Herd Book Society

Price £5.00 per straw

Qualifies for export to EU

Sire – STRETCHFORD CENTURION V4920-8965


s. TREVASSACK APOLLO 2 T1056-85004

d. STRETCHFORD BUTTERGIRL 39 V4920-1001

Dam – SEXTON SNOWDROP 203 V3451-660

s. GEORGE TEIGN SATURN 9 VH628-F4

d. SEXTON SNOWDROP 137 V3451-446

July 2010 South Devon BREEDPLAN EBVs																
	Calv. Ease Direct (%)	Calv. Ease Dtrs (%)	Gest. Len. (days)	Birth Wt. (kg)	200 Day Wt. (kg)	400 Day Wt. (kg)	600 Day Wt. (kg)	Mat. Cow Wt. (kg)	Milk (kg)	Scrotal Size (cm)	Carcase Wt. (kg)	Eye Muscle Area (sq.cm)	Rib Fat (mm)	Retail Beef Yield (%)	IMF %	
	EBV	-10.4	+2.0	-0.3	+1.7	+13	+23	+32	-	+10	-	+19	+2.5	-1.6	+1.8	-
Acc	83%	81%	78%	95%	94%	93%	90%	-	91%	-	83%	55%	69%	65%	-	
Breed Avg. EBVs for 2008 Born Calves																
EBV	-0.1	+1.0	+0.3	+1.1	+16	+29	+37	+38	+4	+0.3	+23	+1.9	+0.1	+0.1	0.0	

Statistics: Number of Herds: **7**, Progeny Analysed: **197**, Scan Progeny: **51**, Number of Dtrs: **51**

Market Target	Index Value	Breed Average
Quality Beef Index (GBP)	+20	+22
Suckler Replacement Index (GBP)	+22	+28

CP Z SHORLAND ASHLEY

Ear No SHOR-9004

Born 07/05/1990

Bred by D H B HOLLAND, CHALLACOMBE ESTATES LTD, SHOULSBARROW, CHALLACOMBE, BARNSTAPLE, DEVON

Available from D J Thomas & Son, c/o Mr D M Thomas, Treguddick Manor, South Petherwin, Launceston, Cornwall, PL15 7JN tel 01566 86770

Sire – CP BILLINGSLEY HERCULES 7 F4747-279

s. TREVEAN HERCULES 5 T1594-511

d. TORR DOWN NATALIE 10 VH77-330

Dam – CLOBRED POLL POLLY 4 CLOKE-Z29

s. CHOLWELLS POLL ACE 13 V1456-8261

d. EASTCOTT POLLY 4 (B) T1154-14

July 2010 South Devon BREEDPLAN EBVs																
	Calv. Ease Direct (%)	Calv. Ease Dtrs (%)	Gest. Len. (days)	Birth Wt. (kg)	200 Day Wt. (kg)	400 Day Wt. (kg)	600 Day Wt. (kg)	Mat. Cow Wt. (kg)	Milk (kg)	Scrotal Size (cm)	Carcase Wt. (kg)	Eye Muscle Area (sq.cm)	Rib Fat (mm)	Retail Beef Yield (%)	IMF %	
EBV	-6.0	+13.7	-0.7	+3.0	+30	+56	+63	-	+3	+0.7	+41	+2.8	-0.4	+0.8	-	
Acc	79%	77%	78%	90%	88%	86%	83%	-	79%	39%	73%	29%	34%	32%	-	
Breed Avg. EBVs for 2008 Born Calves																
EBV	-0.1	+1.0	+0.3	+1.1	+16	+29	+37	+38	+4	+0.3	+23	+1.9	+0.1	+0.1	0.0	

Traits Observed: 200WT, 400WT

Statistics: Number of Herds: 19, Progeny Analysed: 79, Scan Progeny: 5, Number of Dtrs: 18

Market Target	Index Value	Breed Average
Quality Beef Index (GBP)	+35	+22
Suckler Replacement Index (GBP)	+49	+28

SOUTH CROSLAND PRINCE 2

Ear No Z083-1704

Born 21/06/1984

Bred by C R HINCHLIFFE, SUNNYSIDE FARM, NETHERTON, HUDDERSFIELD, YORKSHIRE, HD4 7LE tel 01484 661231

Available from breeder

Sire – STRETCHFORD PRINCE 1 V4920-681

s. WINSOR SAFFRON'S TRUMP XBN-809

d. STRETCHFORD MYRTLE 11 XBU-870

Dam – WHITTABOROUGH KITTY 21 (C) V6667-509

s. COWSBERRY SPECIAL V2746-109

d. WHITTABOROUGH KITTY 15 (B) V6667-410

July 2010 South Devon BREEDPLAN EBVs																
	Calv. Ease Direct (%)	Calv. Ease Dtrs (%)	Gest. Len. (days)	Birth Wt. (kg)	200 Day Wt. (kg)	400 Day Wt. (kg)	600 Day Wt. (kg)	Mat. Cow Wt. (kg)	Milk (kg)	Scrotal Size (cm)	Carcase Wt. (kg)	Eye Muscle Area (sq.cm)	Rib Fat (mm)	Retail Beef Yield (%)	IMF %	
EBV	+1.7	-1.5	+0.9	+1.4	+13	+24	+38	-	-2	-	+24	+3.1	-0.4	+1.2	-	
Acc	68%	66%	66%	84%	81%	79%	77%	-	76%	-	69%	48%	57%	55%	-	
Breed Avg. EBVs for 2008 Born Calves																
EBV	-0.1	+1.0	+0.3	+1.1	+16	+29	+37	+38	+4	+0.3	+23	+1.9	+0.1	+0.1	0.0	

Statistics: Number of Herds: 4, Progeny Analysed: 18, Scan Progeny: 2, Number of Dtrs: 5

Market Target	Index Value	Breed Average
Quality Beef Index (GBP)	+30	+22
Suckler Replacement Index (GBP)	+35	+28

Z TREGUDDICK LANDMARK 3

Ear No TD140-9453

Born 20/08/1994

Bred by D J THOMAS & SON, TREGUDDICK MANOR, SOUTH PETHERWIN, LAUNCESTON, CORNWALL, PL15 7JN, tel 01566 86201

Available from breeder

Sire – THORNCOTT HERCULES TJ105-92029


s. SHORLAND ASHLEY SHOR-9004

d. DOWN FARM HOLLYHOCK 6 VF507-342

Dam – TREGUDDICK POLLY 7 V903-911

s. POWDERHAM SATELLITE 20 V480-492

d. EASTCOTT POLLY 10 T1154-336

July 2010 South Devon BREEDPLAN EBVs																
	Calv. Ease Direct (%)	Calv. Ease Dtrs (%)	Gest. Len. (days)	Birth Wt. (kg)	200 Day Wt. (kg)	400 Day Wt. (kg)	600 Day Wt. (kg)	Mat. Cow Wt. (kg)	Milk (kg)	Scrotal Size (cm)	Carcase Wt. (kg)	Eye Muscle Area (sq.cm)	Rib Fat (mm)	Retail Beef Yield (%)	IMF %	
	EBV	-9.0	+7.7	+0.8	+3.1	+23	+42	+53	-	+3	-	+31	+2.5	0.0	+0.5	-
Acc	71%	62%	57%	88%	85%	79%	76%	-	64%	-	64%	21%	23%	22%	-	
Breed Avg. EBVs for 2008 Born Calves																
EBV	-0.1	+1.0	+0.3	+1.1	+16	+29	+37	+38	+4	+0.3	+23	+1.9	+0.1	+0.1	0.0	

Statistics: Number of Herds: **3**, Progeny Analysed: **61**, Scan Progeny: **1**, Number of Dtrs: **4**

Market Target	Index Value	Breed Average
Quality Beef Index (GBP)	+27	+22
Suckler Replacement Index (GBP)	+38	+28

TREVASSACK TROOPER 12

Ear No UKT1056-00204

Born 05/06/1997

Bred by H LELLO, ASHILL FARM, KEHELLAND, CAMBORNE, CORNWALL, TR14 0JH tel 01209 713830
Available from W H D SCOTT, GROVE FARMS, WELLS FOLLY, MORETON-IN-MARSH, GLOS, GL56 0PA tel 01608 651464

Sire – TREVASSACK TROOPER T1056-91047


s. ROSKYMER TROOPER 1 TE771-386

d. TREVASSACK PRIDE 162 T1056-93026

Dam – TREVASSACK PRIDE 162 t1056-93026

s. CROKERS FAVOURITE V3837-650

d. TREVASSACK PRIDE 116 T1056-87048

July 2010 South Devon BREEDPLAN EBVs																
	Calv. Ease Direct (%)	Calv. Ease Dtrs (%)	Gest. Len. (days)	Birth Wt. (kg)	200 Day Wt. (kg)	400 Day Wt. (kg)	600 Day Wt. (kg)	Mat. Cow Wt. (kg)	Milk (kg)	Scrotal Size (cm)	Carcase Wt. (kg)	Eye Muscle Area (sq.cm)	Rib Fat (mm)	Retail Beef Yield (%)	IMF %	
	EBV	-4.3	-7.4	+1.8	+3.4	+17	+20	+33	-	+9	+1.2	+12	+1.9	-0.2	+0.4	-
Acc	86%	84%	80%	95%	93%	91%	87%	-	87%	52%	80%	59%	73%	70%	-	
Breed Avg. EBVs for 2008 Born Calves																
EBV	-0.1	+1.0	+0.3	+1.1	+16	+29	+37	+38	+4	+0.3	+23	+1.9	+0.1	+0.1	0.0	

Traits Observed: BWT, 200WT, 400WT(x2), 600WT, SS

Statistics: Number of Herds: **3**, Progeny Analysed: **153**, Scan Progeny: **38**, Number of Dtrs: **32**

Market Target	Index Value	Breed Average
Quality Beef Index (GBP)	+19	+22
Suckler Replacement Index (GBP)	+22	+28

TREWINT HENRY 1

Ear No UK T1580-00337

Born 18/03/1999

MYOSTATIN STATUS: 1 (nt821)

Bred by PS ROWE, TREWINT, MENHENIOT, LISKEARD, CORNWALL, PL14 3RE

Available from breeder

Qualifies for export to EU

Sire - SEXTON HENRY UK V4963-00067


s. AI SEXTON HERMES 2 V3451-9410

d. SEXTON BRINGGOOD 30 V3451-9138

Dam - TREWINT DARKIE 95(T) T1580-94792

s. GROVE HECTOR 6 EF347-8843

d. TREWINT DARKIE 83 T1580-91369

July 2010 South Devon BREEDPLAN EBVs															
	Calv. Ease Direct (%)	Calv. Ease Dtrs (%)	Gest. Len. (days)	Birth Wt. (kg)	200 Day Wt. (kg)	400 Day Wt. (kg)	600 Day Wt. (kg)	Mat. Cow Wt. (kg)	Milk (kg)	Scrotal Size (cm)	Carcase Wt. (kg)	Eye Muscle Area (sq.cm)	Rib Fat (mm)	Retail Beef Yield (%)	IMF %
	EBV	+7.4	+2.0	-0.1	-1.2	+13	+28	+15	-	+12	-	+22	+2.2	+0.3	+0.2
Acc	77%	71%	83%	92%	92%	91%	88%	-	83%	-	80%	51%	66%	63%	47%
Breed Avg. EBVs for 2008 Born Calves															
EBV	-0.1	+1.0	+0.3	+1.1	+16	+29	+37	+38	+4	+0.3	+23	+1.9	+0.1	+0.1	0.0

Traits Observed: 400WT(x2), 600WT, FAT, EMA

Statistics: Number of Herds: 22, Progeny Analysed: 160, Scan Progeny: 11, Number of Dtrs: 25

Market Target	Index Value	Breed Average
Quality Beef Index (GBP)	+14	+22
Suckler Replacement Index (GBP)	+17	+28

TREWINT SOVEREIGN

Ear No XAE-155

Born 07/02/1969

Bred by R S ROWE & SONS, ABOVE TOWN, MENHENIOT, LISKEARD, CORNWALL, PL14 3RL tel 01579 342224

Available from W H D SCOTT, GROVE FARMS, WELLS FOLLY, MORETON-IN-MARSH, GLOS, GL56 0PA tel 016 651464

Sire - TREWINT MAGNET 3 MUT-144


s. EDMESTON MAGNET 2 MMY-184

d. SANDWELL NANA MLS-973

Dam - TREWINT SALLY 10 MPP-869

s. MOUNT BARTON NO. 53 TA-8257

d. TREWINT SALLY 7 (C) RW-8354

July 2010 South Devon BREEDPLAN EBVs															
	Calv. Ease Direct (%)	Calv. Ease Dtrs (%)	Gest. Len. (days)	Birth Wt. (kg)	200 Day Wt. (kg)	400 Day Wt. (kg)	600 Day Wt. (kg)	Mat. Cow Wt. (kg)	Milk (kg)	Scrotal Size (cm)	Carcase Wt. (kg)	Eye Muscle Area (sq.cm)	Rib Fat (mm)	Retail Beef Yield (%)	IMF %
	EBV	+1.7	+2.1	-0.4	+1.1	+15	+31	+41	-	0	-	-	-	-	-
Acc	43%	35%	74%	68%	57%	52%	52%	-	56%	-	-	-	-	-	-
Breed Avg. EBVs for 2008 Born Calves															
EBV	-0.1	+1.0	+0.3	+1.1	+16	+29	+37	+38	+4	+0.3	+23	+1.9	+0.1	+0.1	0.0

Statistics: Number of Herds: 6, Progeny Analysed: 28, Number of Dtrs: 2

Market Target	Index Value	Breed Average
Quality Beef Index (GBP)	+26	+22
Suckler Replacement Index (GBP)	+34	+28

X WAPPENSHALL SUPREME

Ear No F4405-B1

Born 20/03/1984

MYOSTATIN STATUS: 1 (nt821)

Bred by D P CROW, WAPPENSHALL FARM, WELLINGTON, TELFORD, SALOP, TF6 6DE

Available from South Devon Herd Book Society

Price £5.00 per straw

Sire - ROSKYMER SUPREME TE771-645

s. WADDETON SUPREME 10 V1749-B38

d. ROSKYMER DAWN 10 (T) TE771-130

Dam - TORR DOWN KAY 3 VH77-353

s. EDMESTON TARQUIN 1 V2745-176

d. SEXTON KAY 11 XAD-023

July 2010 South Devon BREEDPLAN EBVs																
	Calv. Ease Direct (%)	Calv. Ease Dtrs (%)	Gest. Len. (days)	Birth Wt. (kg)	200 Day Wt. (kg)	400 Day Wt. (kg)	600 Day Wt. (kg)	Mat. Cow Wt. (kg)	Milk (kg)	Scrotal Size (cm)	Carcase Wt. (kg)	Eye Muscle Area (sq.cm)	Rib Fat (mm)	Retail Beef Yield (%)	IMF %	
EBV	+0.6	+1.4	+1.4	+2.4	+18	+28	+41	-	+7	-	+23	+1.9	-0.1	+0.3	-	
Acc	57%	59%	53%	81%	81%	77%	75%	-	78%	-	63%	22%	27%	26%	-	
Breed Avg. EBVs for 2008 Born Calves																
EBV	-0.1	+1.0	+0.3	+1.1	+16	+29	+37	+38	+4	+0.3	+23	+1.9	+0.1	+0.1	0.0	

Traits Observed: 200WT(x2), FAT

Statistics: Number of Herds: 8, Progeny Analysed: 20, Scan Progeny: 1, Number of Dtrs: 8

Market Target	Index Value	Breed Average
Quality Beef Index (GBP)	+25	+22
Suckler Replacement Index (GBP)	+32	+28

WOODAH FORESTER 19

Ear No VG598-D7

Born 20/10/1971

MYOSTATIN STATUS: 1 (nt821)

Bred by L J HOLT, WOODAH, RDI BLENHEIM, NEW ZEALAND (formerly of DODDISCOMBSLEIGH, EXETER, DEVON)

Available from South Devon Herd Book Society

Price £5.00 per straw

Sire - WOODAH FORESTER 10 VG598-D7

s. EXWELL FORESTER XB-6336

d. OXENCOMBE SNOWDROP 4 SD-23887

Dam - AI OXENCOMBE ROSEBUD 7 V3332-59

s. UPTON MANOR FARM DAIRYMAN ZP-6981

d. AI OXENCOMBE ROSEBUD 6 V3332-47

July 2010 South Devon BREEDPLAN EBVs																
	Calv. Ease Direct (%)	Calv. Ease Dtrs (%)	Gest. Len. (days)	Birth Wt. (kg)	200 Day Wt. (kg)	400 Day Wt. (kg)	600 Day Wt. (kg)	Mat. Cow Wt. (kg)	Milk (kg)	Scrotal Size (cm)	Carcase Wt. (kg)	Eye Muscle Area (sq.cm)	Rib Fat (mm)	Retail Beef Yield (%)	IMF %	
EBV	-3.8	-1.7	+3.0	+1.3	+14	+22	+31	-	+9	-	+22	+2.1	+0.1	+0.4	-	
Acc	59%	61%	76%	77%	76%	73%	70%	-	77%	-	60%	32%	42%	40%	-	
Breed Avg. EBVs for 2008 Born Calves																
EBV	-0.1	+1.0	+0.3	+1.1	+16	+29	+37	+38	+4	+0.3	+23	+1.9	+0.1	+0.1	0.0	

Statistics: Number of Herds: 13, Progeny Analysed: 30, Scan Progeny: 1, Number of Dtrs: 6

Market Target	Index Value	Breed Average
Quality Beef Index (GBP)	+18	+22
Suckler Replacement Index (GBP)	+22	+28

WOODAH GOLDUST 4

Ear No VG598-D16

Born 02/12/1971

Bred by L J HOLT, WOODAH, RDI BLENHEIM, NEW ZEALAND (formerly of DODDISCOMBSLEIGH, EXETER, DEVON)

Available from R J & C J Edwards, Colcharton Farm, Tavistock, Devon, PL19 8HU, tel 01822 616435

Sire – WADDETON DUKE MBM-947


s. UPTON MANOR FARM GOLDUST 5 HW-7486

d. WADDETON DAINTY 1 MP-3517

Dam – FLETE PRIMULA 21 MYR-27

s. GREAT COURT PRINCE 10 MCD-951

d. FLETE PRIMULA 4 SD-20118

July 2010 South Devon BREEDPLAN EBVs																
	Calv. Ease Direct (%)	Calv. Ease Dtrs (%)	Gest. Len. (days)	Birth Wt. (kg)	200 Day Wt. (kg)	400 Day Wt. (kg)	600 Day Wt. (kg)	Mat. Cow Wt. (kg)	Milk (kg)	Scrotal Size (cm)	Carcase Wt. (kg)	Eye Muscle Area (sq.cm)	Rib Fat (mm)	Retail Beef Yield (%)	IMF (%)	
	EBV	-7.9	-1.5	+1.0	+2.2	+18	+37	+42	-	-3	-	+27	+2.4	0.0	+0.4	-
Acc	64%	68%	70%	84%	89%	87%	83%	-	88%	-	75%	26%	36%	32%	-	
Breed Avg. EBVs for 2008 Born Calves																
EBV	-0.1	+1.0	+0.3	+1.1	+16	+29	+37	+38	+4	+0.3	+23	+1.9	+0.1	+0.1	0.0	

Statistics: Number of Herds: **11**, Progeny Analysed: **136**, Number of Dtrs: **37**

Market Target	Index Value	Breed Average
Quality Beef Index (GBP)	+21	+22
Suckler Replacement Index (GBP)	+28	+28

Z AI WOODHAYES ILLYA 12

Ear No UK361609 700166

Born 10/01/2007

MYOSTATIN STATUS: 1 (nt821)

Bred by B G & J A Z DART, WOODHAYES, CLYST HYDON, CULLOMPTON, DEVON, EX15 2NT, tel 01884 277410

Available from South Devon Herd Book Society

Price £5.00 per straw

Sire – Z CILGWRRWG ILLYA UKFV0180-00017


s. PAPER MILL SAFFRON G8388-9304

d. Z CILGWRRWG FRUHLING FV180-9406

Dam – WOODHAYES DAFFODIL 6 UKV7403-00106

s. GROVE CHARLEMAGNE 5 EF347-9206

d. WOODHAYES DAFFODIL 2 V7403-A001

July 2010 South Devon BREEDPLAN EBVs																
	Calv. Ease Direct (%)	Calv. Ease Dtrs (%)	Gest. Len. (days)	Birth Wt. (kg)	200 Day Wt. (kg)	400 Day Wt. (kg)	600 Day Wt. (kg)	Mat. Cow Wt. (kg)	Milk (kg)	Scrotal Size (cm)	Carcase Wt. (kg)	Eye Muscle Area (sq.cm)	Rib Fat (mm)	Retail Beef Yield (%)	IMF (%)	
	EBV	+1.5	+0.1	-1.7	+2.7	+32	+60	+66	-	+1	-	+42	-	-	-	-
Acc	56%	53%	68%	71%	73%	71%	68%	-	58%	-	61%	-	-	-	-	
Breed Avg. EBVs for 2008 Born Calves																
EBV	-0.1	+1.0	+0.3	+1.1	+16	+29	+37	+38	+4	+0.3	+23	+1.9	+0.1	+0.1	0.0	

Traits Observed: GL, 200WT, 400WT, 600WT(x2)

Statistics: Number of Herds: **1**, Progeny Analysed: **4**,

Market Target	Index Value	Breed Average
Quality Beef Index (GBP)	+39	+22
Suckler Replacement Index (GBP)	+52	+28

INTERNATIONAL SIREs

Z ESK HECTOR 21

Ear No ESK 084/96 P

Born 10/09/1996


Bred by SCOTLAND PARTNERSHIP A E & T J, NEW ZEALAND

Available from W H D SCOTT, GROVE FARMS, WELLS FOLLY, MORETON-IN-MARSH, GLOS,
GL56 0PA tel 01608 651464

Sire – TAHEKE AUDITOR JANITOR TAH 062/92P s. TAHEKE DONCASTER AUDITOR TAH 093/89 P
d. TAHEKE B J JANET 595 TAH 183/88 P


Dam – ESK HELEN 16 ESK 007/87 P

s. COOMBE PARK DAP BCB 007/83 P
d. ESK 21/84 ESK 021/84 P

July 2010 South Devon BREEDPLAN EBVs															
	Calv. Ease Direct (%)	Calv. Ease Dtrs (%)	Gest. Len. (days)	Birth Wt. (kg)	200 Day Wt. (kg)	400 Day Wt. (kg)	600 Day Wt. (kg)	Mat. Cow Wt. (kg)	Milk (kg)	Scrotal Size (cm)	Carcase Wt. (kg)	Eye Muscle Area (sq.cm)	Rib Fat (mm)	Retail Beef Yield (%)	IMF %
	EBV	+5.5	+1.4	-0.2	-1.9	+6	+16	+24	-	+2	-	-	-	+0.4	+0.2
Acc	47%	49%	72%	83%	76%	70%	65%	-	56%	-	-	-	29%	26%	-
Breed Avg. EBVs for 2008 Born Calves															
EBV	-0.1	+1.0	+0.3	+1.1	+16	+29	+37	+38	+4	+0.3	+23	+1.9	+0.1	+0.1	0.0

Statistics: Number of Herds: **4**, Progeny Analysed: **32**, Scan Progeny: **2**, Number of Dtrs: **2**

Market Target	Index Value	Breed Average
Quality Beef Index (GBP)	+19	+22
Suckler Replacement Index (GBP)	+26	+28

2010 NEW ZEALAND SOUTH DEVON GROUP BREEDPLAN EBVs						
	Gest. Len. (days)	Birth Wt. (kg)	200 Day Wt. (kg)	400 Day Wt. (kg)	600 Day Wt. (kg)	Milk (kg)
	EBV	+1.9	+4.0	+19	+20	+33
Acc	55%	75%	72%	71%	71%	59%
Breed Avg. EBVs for 2008 Born Calves						
EBV	-0.4	+1.1	+11	+18	+25	+1

TO ORDER SEMEN FROM THE SOUTH DEVON HERD BOOK SOCIETY, PLEASE USE THE FORM BELOW.

PLEASE NOTE, THERE IS A DISTRIBUTION CHARGE OF £30 + VAT FOR EACH CONSIGNMENT

Name

Address

.....

..... *Postcode*

Telephone number

Name & ID of bull	No of straws	£ per straw	£ Total
<i>Distribution charge per consignment</i>			30.00
<i>VAT @ 17.5%</i>			
<i>Total</i>			

Name of depot for transfer of straws

FOR OTHER ORDERS PLEASE CONTACT BREEDER/OWNER DIRECT