



Where Quality Comes Naturally

SOUTH DEVON HERD BOOK SOCIETY

SEMEN LIST

February 2024

**Semen available from the Society
and its Members**

List compiled from Single Step Breedplan January 2024
Please visit www.sdhbs.org.uk for monthly updated EBVS

**South Devon Herd Book Society, Westpoint, Clyst St Mary
Exeter, Devon EX5 1DJ**

Tel: 01392 447494 Fax: 01392 447495

E-mail: info@sdhbs.org.uk

Website: www.sdhbs.org.uk

UNDERSTANDING SINGLE STEP BREEDPLAN PERFORMANCE RECORDING

The South Devon breed is evaluated using Single Step BREEDPLAN technology which incorporates pedigree, performance and genetic data in one single evaluation.

The main significance of this is a significantly higher level of accuracy percentage particularly in calving ease EBVs, thus reflecting a stronger reliability in the evaluation.

Genetic data captured by breeders and analysed by Neogen Europe enables this very progressive step ahead in breeding resources. The South Devon breed was the very first in the UK to move to this BREEDPLAN technology across all traits.

SINGLE-STEP BREEDPLAN ESTIMATED BREEDING VALUES (EBVs)

The EBV is the best estimate of an animal's genetic merit for that trait. Each breed's EBVs are calculated specifically for that breed, for comparisons within the breed, and there can be no cross comparison between breeds.

Accuracy An accuracy value is presented with every EBV and gives an indication of the amount of information that has been used in the calculation of that EBV. The higher the accuracy the lower the likelihood of change in the animal's EBV as more information is analysed for that animal or its relatives. Low accuracies should be treated with caution.

Calving Ease Calving Ease EBVs are based on calving difficulty scores, birth weights and gestation length information. Negative EBVs mean more difficult calving whilst positive EBVs mean easier calving.

Direct: Direct calving ease indicates how this bull influences the birth of its progeny. High negatives are bad whilst high positives are good.

Daughters: Daughter's calving ease indicates how easily that sire's daughters will calve at two years of age. This is an important trait if you are breeding your own replacements. Again, high negatives are bad whilst high positives are good.

BIRTH AND FERTILITY

Gestation Length: Gestation Length EBVs (days) are based on AI and observed natural service records. Lower (negative) Gestation Length EBVs indicate shorter gestation lengths which generally relate to easier calving and increased growth after birth.

Birthweight: Birth Weight EBV (kg) is based on the measured birth weight of animals, adjusted for dam age. The lower the value the lighter the calf at birth and the lower the likelihood of a difficult birth. This is particularly important when selecting sires for use over heifers.

Scrotal Size: Scrotal Size EBV (cm) is an indicator of male fertility in regards to semen quality and quantity. Higher (positive) EBVs indicate higher fertility. There is also a small

negative correlation with age of puberty in female progeny ie, the daughters of bulls with larger testicles may come into season at an earlier age.

GROWTH

Milk: 200-Day Milk EBV (kg) is an estimate of an animal's milking ability. For sires, this EBV is indicative of their daughter's milking ability as it affects the 200-day weight of their calves. Bulls with high 200 day milk EBVs have more milky daughters.

200: 200-Day Growth EBV (kg) is calculated from the weight of the animals taken between 80 and 300 days of age. Values are adjusted to 200 days and for dam age.

This EBV is the best single estimate of an animal's genetic merit for growth to early ages. The higher the 200 day EBV then the higher the suckled calf or weaning weight.

400: 400-Day Weight EBV (kg) is calculated from the weight of progeny taken between 301 and 500 days of age, adjusted to 400 days and for dam age. This EBV is the best single estimate of an animal's genetic merit for yearling weight. Higher 400 day EBVs indicate earlier maturing progeny with a greater weight at an earlier age.

600: 600-Day Weight EBV (kg) is calculated from the weight of progeny taken between 501 and 900 days of age, adjusted to 600 days and for dam age. This EBV is the best single estimate of an animal's genetic merit for growth beyond yearling age.

Mature Cow Weight: Mature Cow Weight EBV (kg) is an estimate of the genetic difference in cow weight at 5 years of age. Moderate or larger EBVs are generally more favourable.

CARCASE

Carcase Weight: Carcase Weight EBV (kg) estimates the genetic difference in carcase weight at a standard age of 650 days. An important trait for finished cattle production.

Eye Muscle Area: Eye Muscle Area EBV (cm²) estimates genetic differences in eye muscle area of a 300 kg dressed carcase. More positive EBVs indicate better muscling on animals.

Fat: Rib Fat EBV (mm) estimates the genetic differences in fat depth at the rib in a 300 kg dressed carcase. More positive EBVs indicate more subcutaneous fat and earlier maturity, leading to a higher fat classification in slaughtered progeny.

Retail Beef Yield %: Retail Beef Yield Percent EBV (%) represents total (boned out) meat yield as a percentage of a 300 kg dressed carcase. A more positive EBV indicates higher percentage yield for the 300 kg carcase size. This is an important trait in finished steers and heifers.

QUALITY BEEF INDEX

The South Devon Quality Beef Index is a combination of traits into a single figure and is a measure of a terminal sire's ability to produce prime steers and heifers for the finished market whilst maintaining calving ease at a reasonable level.

SUCKLER REPLACEMENT INDEX

The Suckler Replacement Index ranks bulls by their genetic potential for the production of female replacements while producing prime steers and excess heifers for beef production, with emphasis on calving ease and maternal traits.

PERCENTILE BANDS FOR 2022 BORN CALVES

Percentile bands enable you to compare individual EBVs against the national herd average, and to "rank" the animal accordingly. They are updated after each monthly Single-Step Breedplan evaluation.

Percentile Band	Calving Ease DIR (%)	Calving Ease DTRS (%)	Gestation Length (days)	Birth Wt. (kg)	200 Day Wt (kg)	400 Day Wt (kg)	600 Day Wt (kg)	Mat Cow Wt (kg)	Milk (kg)	Scrotal Size (cm)	Carcass Wt (kg)	Eye Muscle Area (sq cm)	Rib Fat (mm)	Retail Beef Yield (%)	IMF (%)	Quality Beef Index	Suckler Replacement Index
Top Value	+11.5	+6.6	-15.6	-4.5	+46	+88	+111	+109	+15	+1.8	+59	+4.9	+1.7	+2.3	+1.2	+97	+52
Top 1%	+8.4	+3.9	-9.4	-2.9	+37	+70	+83	+87	+11	+1.2	+48	+3.8	+1.1	+1.4	+0.8	+77	+48
Top 5%	+5.6	+2.8	-8.2	-2.0	+32	+59	+71	+74	+9	+0.9	+42	+3.0	+0.8	+1.0	+0.6	+68	+45
Top 10%	+4.4	+2.2	-5.4	-0.9	+29	+54	+66	+69	+8	+0.8	+40	+2.7	+0.7	+0.9	+0.5	+64	+44
Top 15%	+3.6	+1.9	-4.2	-0.2	+28	+51	+62	+65	+8	+0.7	+38	+2.6	+0.3	+0.8	+0.3	+61	+43
Top 20%	+3.0	+1.6	-0.9	+0.4	+27	+48	+60	+63	+7	+0.6	+36	+2.5	+0.1	+0.7	+0.1	+59	+42
Top 25%	+2.5	+1.4	-0.2	+0.9	+25	+46	+57	+61	+7	+0.6	+35	+2.4	+0.1	+0.6	+0.0	+57	+41
Top 30%	+2.0	+1.1	+0.3	+1.1	+24	+45	+55	+59	+7	+0.6	+34	+2.3	+0.0	+0.6	+0.0	+55	+41
Top 35%	+1.6	+0.9	+0.5	+1.3	+24	+43	+53	+57	+6	+0.5	+33	+2.2	+0.0	+0.5	+0.0	+54	+40
Top 40%	+1.2	+0.7	+0.7	+1.4	+23	+41	+52	+55	+6	+0.5	+33	+2.2	-0.1	+0.5	-0.1	+52	+40
Top 45%	+0.8	+0.6	+0.8	+1.6	+22	+40	+50	+54	+6	+0.5	+32	+2.1	-0.1	+0.5	-0.1	+51	+39
Top 50%	+0.5	+0.4	+1.0	+1.7	+21	+39	+48	+52	+5	+0.4	+31	+2.1	-0.2	+0.4	-0.1	+50	+39
Top 55%	+0.0	+0.2	+1.1	+1.9	+21	+38	+47	+50	+5	+0.4	+30	+2.0	-0.2	+0.4	-0.1	+48	+38
Top 60%	-0.4	+0.0	+1.3	+2.1	+20	+36	+46	+49	+5	+0.4	+29	+2.0	-0.2	+0.4	-0.1	+47	+38
Top 65%	-0.9	-0.2	+1.4	+2.2	+19	+35	+44	+47	+5	+0.4	+29	+2.0	-0.2	+0.3	-0.1	+46	+37
Top 70%	-1.4	-0.4	+1.5	+2.3	+18	+34	+42	+46	+4	+0.3	+28	+1.9	-0.3	+0.3	-0.1	+44	+37
Top 75%	-2.0	-0.6	+1.7	+2.5	+18	+32	+41	+44	+4	+0.3	+27	+1.9	-0.3	+0.2	-0.1	+43	+36
Top 80%	-2.5	-0.9	+1.8	+2.7	+17	+30	+39	+41	+3	+0.3	+26	+1.8	-0.3	+0.2	-0.2	+42	+36
Top 85%	-3.2	-1.2	+2.0	+2.9	+16	+28	+36	+39	+3	+0.2	+24	+1.7	-0.4	+0.0	-0.2	+40	+35
Top 90%	-4.1	-1.6	+2.2	+3.2	+14	+26	+33	+34	+2	+0.2	+23	+1.6	-0.4	-0.4	-0.2	+37	+34
Top 95%	-5.5	-2.3	+2.5	+3.6	+12	+22	+29	+26	+1	+0.1	+20	+1.3	-0.6	-0.7	-0.2	+33	+33
Top 99%	-8.3	-3.7	+3.2	+4.6	+8	+14	+21	+12	-1	-0.1	+14	+0.5	-0.8	-1.2	-0.4	+24	+30
Low Value	-14.5	-6.0	+5.7	+6.9	-4	-9	-9	-9	-5	-0.5	+4	-0.2	-1.6	-2.2	-0.7	+7	+24

MYOSTATIN IN THE SOUTH DEVON BREED

Myostatin is a gene associated with the production of proteins that affect muscle development. When the gene is "switched off" or "deleted", muscle mass can continue to increase more than it should. So myostatin status will influence your cattle breeding programme.

The myostatin variant found most frequently in the South Devon breed is 'nt821' which is known as 'disruptive'. A lesser number of animals in the breed carry the 'F94L' myostatin variant which may be associated with lower birth weight.

Knowing the myostatin status of your animals will help in the selection of bulls and female breeding replacements so that the mating match will be as productive and safe as possible. However, it is just one tool which should be

used in conjunction with the wider information available such as EBVs, pedigree, and most importantly your own judgement and eye.

All South Devon pedigree registered bulls are DNA tested to determine their myostatin status, such information being published in the catalogue and on pedigree certificates. Although it is not obligatory to test females for myostatin status, some breeders choose to do so and the result is published where known. The status is expressed as either:

- 0 No copy of the deleted myostatin gene,
- 1 Heterozygous, so carrying one copy of the deleted myostatin gene (inherited from one or other parent), or
- 2 Homozygous, so carrying two copies of the deleted myostatin gene (inherited from both parents)

The table below shows the chances of inheriting depending on the myostatin status of the parents.

Both parents homozygous (2 x '2' status)	→	100% chance of homozygous progeny ('2' status)
One parent homozygous ('2' status) One parent heterozygous ('1' status)	→	50% chance of homozygous progeny ('2' status) 50% chance of heterozygous progeny ('1' status)
One homozygous parent ('2' status) One non-carrier parent ('0' status)	→	100% chance of heterozygous progeny ('1' status)
Both parents heterozygous (2 x '1' status)	→	25% chance of homozygous progeny ('2' status) 50% chance of heterozygous progeny ('1' status) 25% chance of non-carrying progeny ('0' status)
One parent heterozygous (1 x '1' status) One parent non-carrier (1 x '0' status)	→	50% chance of heterozygous progeny ('1' status) 50% chance of non-carrying progeny ('0' status)
Both parents non-carriers (2 x '0' status)	→	100% chance of non-carrying progeny ('0' status)

The implications for an animal having one or two copies of the 'nt821' deletion have been researched by the Roslin Institute. Their findings were that this particular deletion tends to improve muscle conformation, reduce fat, and increase hot weight at slaughter. But it also tends to increase birthweight, decrease calving ease, reduce weight gain, reduce internal organ and bone size, and reduce eating quality. These effects are most obvious when the animal has two copies ('2') of the 'nt821' variant, one inherited from each parent.

No formal research has been carried out in the UK within the breed on the 'F94L' deletion to date, but calving data shows smaller birth weights followed by good growth.

For further information, please contact the Breed Secretary or Neogen (Igenity).

**TO ORDER SEMEN FROM THE SOUTH DEVON HERD
BOOK SOCIETY, OR FOR ADVICE ON WHICH BULL
MIGHT BE MOST SUITABLE FOR YOUR
REQUIREMENTS, PLEASE TELEPHONE 01392 447494.**

**FOR OTHER ORDERS PLEASE CONTACT
BREEDER/OWNER DIRECT.**

**PLEASE NOTE THAT ALL DISTRIBUTION AND
DESPATCH CHARGES ARE TO BE BORNE BY THE
PURCHASER.**

BAPTON GENERAL

Ear No V3776-76, born 01/07/1974

MYOSTATIN STATUS: 1 (nt821)

Bred by R J Cumming. Available from the South Devon Herd Book Society. £10/straw

Sire – COYTON DOMINIC V1264-134


s. WISHWORTHY FLASH 23 SDC-40645

d. COYTON DEWDROP 20 SD-40746

Dam – BAPTON PORT (T) V3776-17

s. TREGONHAYNE MILKMAN 2 MRN-002

d. BAPTON VERA MED-961

January 2024 South Devon BREEDPLAN															
	Calving Ease DIR (%)	Calving Ease DTRS (%)	Gestation Length (days)	Birth Wt. (kg)	200 Day Wt (kg)	400 Day Wt (kg)	600 Day Wt (kg)	Mat Cow Wt (kg)	Milk (kg)	Scrotal Size (cm)	Carcase Wt (kg)	Eye Muscle Area (sq cm)	Rib Fat (mm)	Retail Beef Yield (%)	IMF (%)
EBV	-4.0	+0.5	+0.8	+2.1	+15	+16	+35	+44	+3	-	+17	-	+0.4	-0.4	-
Accuracy	54%	40%	49%	74%	85%	87%	81%	62%	69%	-	71%	-	29%	27%	-
Breed Avg. EBVs for 2022 Born Calves															
EBV	+0.3	+0.3	-0.2	+1.5	+22	+40	+49	+52	+5	+0.5	+31	+2.1	-0.1	+0.4	+0.0

Statistics: Number of Herds: **6**, Progeny Analysed: **110**, Scan Progeny: **2**, Number of Dtrs: **9**

SELECTION INDEX VALUES		
Market Target	Index Value	Breed Average
Quality Beef Index	+28	+50
Suckler Replacement Index	+31	+39

CHAPPLE STARDUST 1

Ear No UKVN1571-00015, born 22/04/1996

MYOSTATIN STATUS: 1 (nt821)

Bred by Mr & Mrs C J Smallwood. Available from the South Devon Herd Book Society. £10/straw

Sire – EDMESTON STARDUST 9 V2745-9103


s. SEXTON SATURN 80 V3451-701

d. EDMESTON KITTY 242 V2745-619

Dam – KENDALLS KANNA (DP374-9105)

s. HIGHGATE PIONEER 3 T1963-87044

d. BEZURRELL ROSE 59 T3137-567

January 2024 South Devon BREEDPLAN															
	Calving Ease DIR (%)	Calving Ease DTRS (%)	Gestation Length (days)	Birth Wt. (kg)	200 Day Wt (kg)	400 Day Wt (kg)	600 Day Wt (kg)	Mat Cow Wt (kg)	Milk (kg)	Scrotal Size (cm)	Carcase Wt (kg)	Eye Muscle Area (sq cm)	Rib Fat (mm)	Retail Beef Yield (%)	IMF (%)
EBV	-1.7	+1.4	+2.0	+1.0	+7	+19	+32	+36	+6	+0.3	+21	+2.1	-0.3	+0.5	-0.1
Accuracy	78%	69%	72%	83%	80%	79%	79%	68%	72%	37%	68%	32%	43%	40%	30%
Breed Avg. EBVs for 2022 Born Calves															
EBV	+0.3	+0.3	-0.2	+1.5	+22	+40	+49	+52	+5	+0.5	+31	+2.1	-0.1	+0.4	+0.0

Traits Analysed: BWT,200WT(x2),400WT,600WT(x2),Genomics

Statistics: Number of Herds: **8**, Progeny Analysed: **54**, Scan Progeny: **6**, Number of Dtrs: **7**

SELECTION INDEX VALUES		
Market Target	Index Value	Breed Average
Quality Beef Index	+35	+50
Suckler Replacement Index	+32	+39

CHOLWELLS ACE 3

Ear No V1456-7912, born 25/02/1979

MYOSTATIN STATUS: 1 (nt821)

Bred by J B Rossiter. Available from the South Devon Herd Book Society. £10/straw

Sire – WINSOR ACE 10 WIN-7575


s. WINSOR SLAM XBN-838

d. WINSOR COWSLIP 33 MUD-365

Dam – TREGASSO IVY 30 XBM-986

s. BAPTON YEOMAN MMC-597

d. TREGASSO IVY 21 MYZ-063

January 2024 South Devon BREEDPLAN															
	Calving Ease DIR (%)	Calving Ease DTRS (%)	Gestation Length (days)	Birth Wt. (kg)	200 Day Wt (kg)	400 Day Wt (kg)	600 Day Wt (kg)	Mat Cow Wt (kg)	Milk (kg)	Scrotal Size (cm)	Carcase Wt (kg)	Eye Muscle Area (sq cm)	Rib Fat (mm)	Retail Beef Yield (%)	IMF (%)
EBV	+0.6	+1.7	+1.6	+1.1	+15	+29	+24	+33	-1	+0.5	+23	+1.7	0.0	+0.1	-
Accuracy	56%	46%	46%	72%	80%	77%	80%	67%	55%	28%	67%	28%	34%	33%	-
Breed Avg. EBVs for 2022 Born Calves															
EBV	+0.3	+0.3	-0.2	+1.5	+22	+40	+49	+52	+5	+0.5	+31	+2.1	-0.1	+0.4	+0.0

Traits Analysed: 200WT(x2),400WT(x2),FAT

Statistics: Number of Herds: 5, Progeny Analysed: 19,

SELECTION INDEX VALUES		
Market Target	Index Value	Breed Average
Quality Beef Index	+34	+50
Suckler Replacement Index	+36	+39

CILGWRRWG ILLYA (HP)

Ear No UKFV0180-00017, born 02/02/1997 Heterozygous polled (HP)

MYOSTATIN STATUS: 0

Bred by R V Hartshorn, 24 Roden Lane, Roden, Telford, Shropshire, TF6 6BJ

Available from T M Kent, t/a J Kent, Eyton Farm, Baschurch, Shrewsbury, Shropshire, SY4 2JJ Tel: 01939 260262

Sire – PAPER MILL SAFFRON G8388-9304


s. PAPER MILL TRUMP SAD-804

d. HOLCOMBE EFFIE 12 V9260-831

Dam – CILGWRRWG FRUHLING FV180-9406

s. EDMESTON TRUSTY 4 V2745-809

d. CILGWRRWG DYFNAINT FV180-9201

January 2024 South Devon BREEDPLAN															
	Calving Ease DIR (%)	Calving Ease DTRS (%)	Gestation Length (days)	Birth Wt. (kg)	200 Day Wt (kg)	400 Day Wt (kg)	600 Day Wt (kg)	Mat Cow Wt (kg)	Milk (kg)	Scrotal Size (cm)	Carcase Wt (kg)	Eye Muscle Area (sq cm)	Rib Fat (mm)	Retail Beef Yield (%)	IMF (%)
EBV	-5.0	-4.8	+2.4	+4.5	+34	+59	+67	+91	+2	+1.4	+37	+1.5	+0.2	0.0	-0.1
Accuracy	95%	91%	95%	96%	96%	96%	95%	92%	92%	80%	92%	74%	84%	82%	76%
Breed Avg. EBVs for 2022 Born Calves															
EBV	+0.3	+0.3	-0.2	+1.5	+22	+40	+49	+52	+5	+0.5	+31	+2.1	-0.1	+0.4	+0.0

Traits Analysed: CE,BWT,200WT(x2),400WT(x2),FAT,EMA,Genomics

Statistics: Number of Herds: 53, Progeny Analysed: 357, Scan Progeny: 47, Number of Dtrs: 72

SELECTION INDEX VALUES		
Market Target	Index Value	Breed Average
Quality Beef Index	+60	+50
Suckler Replacement Index	+38	+39

COLCHARTON JASPER 5 (HP)**SUITABLE FOR DAIRY CROSSING****Ear No UK366631 700935, born 28/04/2013****Heterozygous polled (HP)****MYOSTATIN STATUS: 0**

Bred by R J & C J Edwards, Colcharton Farm, Gulworthy, Tavistock, Devon, PL19 8HU

Available from South Devon Herd Book Society

Price on application

Sire – RIDGEMERE JASPER UK200845 700092


s. TREVOWAH JOE LOUIS 11 T7188-512

d. RUFFORD SAS SNOWFLAKE 5 UK165390 600091

Dam – COLCHARTON TULIP 167 UK366631 500576

s. STRETCHFORD DYNAMIC 4 UK365662 700243

d. COLCHARTON TULIP 137 UK366631 600213

January 2024 South Devon BREEDPLAN															
	Calving Ease DIR (%)	Calving Ease DTRS (%)	Gestation Length (days)	Birth Wt. (kg)	200 Day Wt (kg)	400 Day Wt (kg)	600 Day Wt (kg)	Mat Cow Wt (kg)	Milk (kg)	Scrotal Size (cm)	Carcase Wt (kg)	Eye Muscle Area (sq cm)	Rib Fat (mm)	Retail Beef Yield (%)	IMF (%)
EBV	-1.8	-0.4	+0.8	+2.3	+28	+43	+50	+52	+9	+0.1	+33	+1.8	-0.2	+0.5	-
Accuracy	71%	53%	54%	82%	74%	68%	67%	55%	54%	36%	55%	25%	30%	28%	-
Breed Avg. EBVs for 2022 Born Calves															
EBV	+0.3	+0.3	-0.2	+1.5	+22	+40	+49	+52	+5	+0.5	+31	+2.1	-0.1	+0.4	+0.0

Traits Analysed: BWT,200WT,Genomics**Statistics:** Number of Herds: **2**, Progeny Analysed: **50**,

SELECTION INDEX VALUES		
Market Target	Index Value	Breed Average
Quality Beef Index	+52	+50
Suckler Replacement Index	+37	+39

DICKIEMOORS JUPITER 4**Ear No VB1-112, born 15/04/1981****MYOSTATIN STATUS: 1 (nt821)**

Bred by E P W Farms Ltd. Available from the South Devon Herd Book Society. £10/straw

Sire – GEORGE TEIGN SATURN 9 VH628-F4


s. BROOKHAY ROMANY BHF-27

d. GEORGE TEIGN HELEN 3 VH628-B7

Dam – WINSOR PEARL 44 XBN-807

s. TREWINNEY NO 83 MTX-794

d. WINSOR PEARL 27 MUA-091

January 2024 South Devon BREEDPLAN															
	Calving Ease DIR (%)	Calving Ease DTRS (%)	Gestation Length (days)	Birth Wt. (kg)	200 Day Wt (kg)	400 Day Wt (kg)	600 Day Wt (kg)	Mat Cow Wt (kg)	Milk (kg)	Scrotal Size (cm)	Carcase Wt (kg)	Eye Muscle Area (sq cm)	Rib Fat (mm)	Retail Beef Yield (%)	IMF (%)
EBV	+2.9	-1.0	+1.2	+1.4	+11	+20	+31	+41	-2	+0.1	+22	+2.3	-0.4	+0.7	-0.2
Accuracy	89%	83%	79%	93%	94%	94%	91%	83%	92%	50%	88%	55%	61%	59%	39%
Breed Avg. EBVs for 2022 Born Calves															
EBV	+0.3	+0.3	-0.2	+1.5	+22	+40	+49	+52	+5	+0.5	+31	+2.1	-0.1	+0.4	+0.0

Traits Analysed: 200WT(x2),400WT,FAT,Genomics**Statistics:** Number of Herds: **10**, Progeny Analysed: **195**, Scan Progeny: **2**, Number of Dtrs: **69**

SELECTION INDEX VALUES		
Market Target	Index Value	Breed Average
Quality Beef Index	+39	+50
Suckler Replacement Index	+37	+39

EDMESTON HERO 10 (T)

Ear No UKV2745-00606, born 01/04/1998

MYOSTATIN STATUS: 0

Bred by J C & M C Irish, 14 Cromwell Park, Modbury, Ivybridge, Devon, PL21 0RS

Available from the South Devon Herd Book Society. £10/straw

Sire – EDMESTON HERO 6 V2745-8913


s. EDMESTON HERO V2745-532

d. EDMESTON DAISY 41 V2745-207

Dam – EDMESTON HILDA 202 V2745-796

s. ERME HECTOR V2167-1253

d. EDMESTON HILDA 152 V2745-529

January 2024 South Devon BREEDPLAN															
	Calving Ease DIR (%)	Calving Ease DTRS (%)	Gestation Length (days)	Birth Wt. (kg)	200 Day Wt (kg)	400 Day Wt (kg)	600 Day Wt (kg)	Mat Cow Wt (kg)	Milk (kg)	Scrotal Size (cm)	Carcass Wt (kg)	Eye Muscle Area (sq cm)	Rib Fat (mm)	Retail Beef Yield (%)	IMF (%)
EBV	+1.9	-2.4	+4.1	+2.9	+16	+20	+38	+57	0	+1.1	+20	+0.7	+0.3	-0.5	+0.2
Accuracy	86%	78%	84%	90%	91%	90%	91%	83%	80%	52%	82%	41%	52%	49%	40%
Breed Avg. EBVs for 2022 Born Calves															
EBV	+0.3	+0.3	-0.2	+1.5	+22	+40	+49	+52	+5	+0.5	+31	+2.1	-0.1	+0.4	+0.0

Statistics: Number of Herds: 5, Progeny Analysed: 127, Scan Progeny: 1, Number of Dtrs: 23

SELECTION INDEX VALUES		
Market Target	Index Value	Breed Average
Quality Beef Index	+33	+50
Suckler Replacement Index	+35	+39

EDMESTON HOMER 1

SOCIETY PROVEN BULL (for new breeders)

Ear No UKV2745-00610, born 09/04/1998

MYOSTATIN STATUS: 0

Bred by J C & S M Irish, Yarnhay, Brownston St, Modbury, Ivybridge, Devon, PL21 0RQ

Available from The Tully Partnership, East Farm, Waddeton, Brixham, Devon, TQ5 0EL Tel 01803 842394

Sire – ERME JAFFA V2167-9302


s. CROKERS MAJOR BILL B3837-688

d. ERME BUTTERCUP 21 V2167-1472

Dam – EDMESTON HILDA 257 V2745-9492

s. STRETCHFORD CENTURION V4920-8965

d. EDMESTON HILDA 190 V2745-730

January 2024 South Devon BREEDPLAN															
	Calving Ease DIR (%)	Calving Ease DTRS (%)	Gestation Length (days)	Birth Wt. (kg)	200 Day Wt (kg)	400 Day Wt (kg)	600 Day Wt (kg)	Mat Cow Wt (kg)	Milk (kg)	Scrotal Size (cm)	Carcass Wt (kg)	Eye Muscle Area (sq cm)	Rib Fat (mm)	Retail Beef Yield (%)	IMF (%)
EBV	+4.3	+3.3	-1.5	+1.9	+30	+58	+62	+64	0	+1.6	+40	+3.5	-0.5	+1.3	-0.2
Accuracy	94%	89%	96%	97%	95%	96%	95%	91%	89%	81%	90%	68%	80%	77%	74%
Breed Avg. EBVs for 2022 Born Calves															
EBV	+0.3	+0.3	-0.2	+1.5	+22	+40	+49	+52	+5	+0.5	+31	+2.1	-0.1	+0.4	+0.0

Traits Analysed: Genomics

Statistics: Number of Herds: 55, Progeny Analysed: 372, Scan Progeny: 39, Number of Dtrs: 60

SELECTION INDEX VALUES		
Market Target	Index Value	Breed Average
Quality Beef Index	+71	+50
Suckler Replacement Index	+51	+39

ENTERPRISE CONDOR

Ear No UK581519 300011, born 10/02/2003

MYOSTATIN STATUS: 1 (nt821)

Bred by D L Irving, Greenwrae Croft, Newton Gatelawbridge, Thornhill, Dumfries, DG3 1EA

Available from South Devon Herd Book Society. £15/straw


Sire – ENTERPRISE JAGUAR UK581519 100002

s. ENTERPRISE SPIN DOCTOR UKD0800-00020

d. KESTLE DOROTHY 43 T1594-9435

Dam - ENTERPRISE CHAMPAGNE UKD0800-00021 s. GROVE CHARLEMAGNE 5 EF347-9206

d. BROAD OAK COWSLIP 5 EF347-9383

January 2024 South Devon BREEDPLAN															
	Calving Ease DIR (%)	Calving Ease DTRS (%)	Gestation Length (days)	Birth Wt. (kg)	200 Day Wt (kg)	400 Day Wt (kg)	600 Day Wt (kg)	Mat Cow Wt (kg)	Milk (kg)	Scrotal Size (cm)	Carcass Wt (kg)	Eye Muscle Area (sq cm)	Rib Fat (mm)	Retail Beef Yield (%)	IMF (%)
EBV	+3.8	+0.4	+0.2	+1.5	+24	+41	+50	+56	+6	+0.5	+32	+1.8	-0.2	+0.3	-0.2
Accuracy	89%	82%	84%	92%	95%	95%	95%	92%	88%	50%	88%	48%	59%	56%	49%
Breed Avg. EBVs for 2022 Born Calves															
EBV	+0.3	+0.3	-0.2	+1.5	+22	+40	+49	+52	+5	+0.5	+31	+2.1	-0.1	+0.4	+0.0

Traits Analysed: BWT,200WT(x2),400WT(x2),600WT,Genomics

Statistics: Number of Herds: 6, Progeny Analysed: 165, Scan Progeny: 3, Number of Dtrs: 44

SELECTION INDEX VALUES		
Market Target	Index Value	Breed Average
Quality Beef Index	+52	+50
Suckler Replacement Index	+41	+39

ERME JAMB0

Ear No V2167-9201, born 05/02/1992

MYOSTATIN STATUS: 1 (nt821)

Bred by D E Camp, 121 Kingsway, Mortlake, London, SW14 7HN

Available from South Devon Herd Book Society. £10/straw

Sire - SEXTON SATURN 80 V3451-701


s. AI GEORGE TEIGN SATURN 9 VH628-F4

d. SEXTON KAY 27 V3451-107

Dam - ERME FIDGET 68 V2167-1255

s. ERME MAGNUS V2167-888

d. AI ERME FIDGET 40 V2167-996

January 2024 South Devon BREEDPLAN															
	Calving Ease DIR (%)	Calving Ease DTRS (%)	Gestation Length (days)	Birth Wt. (kg)	200 Day Wt (kg)	400 Day Wt (kg)	600 Day Wt (kg)	Mat Cow Wt (kg)	Milk (kg)	Scrotal Size (cm)	Carcass Wt (kg)	Eye Muscle Area (sq cm)	Rib Fat (mm)	Retail Beef Yield (%)	IMF (%)
EBV	-5.3	+0.3	+4.3	+3.6	+27	+43	+52	+59	+7	+0.8	+35	+2.8	-0.8	+1.2	-0.5
Accuracy	90%	83%	88%	93%	93%	93%	92%	83%	86%	62%	86%	64%	76%	73%	56%
Breed Avg. EBVs for 2022 Born Calves															
EBV	+0.3	+0.3	-0.2	+1.5	+22	+40	+49	+52	+5	+0.5	+31	+2.1	-0.1	+0.4	+0.0

Traits Analysed: 200WT,400WT(x2),SS,FAT,EMA,Genomics

Statistics: Number of Herds: 28, Progeny Analysed: 220, Scan Progeny: 85, Number of Dtrs: 39

SELECTION INDEX VALUES		
Market Target	Index Value	Breed Average
Quality Beef Index	+55	+50
Suckler Replacement Index	+37	+39

EYTON SAS ILLYA 1 (PP)**Ear No UK304620 400054, born 07/01/2003****Homozygous polled (PP)****MYOSTATIN STATUS: 1 (nt821)**

Bred by T M Kent, Eyton Farm, Baschurch, Shrewsbury, Shropshire, SY4 2JJ

Available from The Tully Partnership, East Farm, Waddeton, Brixham, Devon, TQ5 0EL, tel 01803 842394

Sire – Z CILGWRRWG ILLYA UKFV0180-00017


s. Z PAPER MILL SAFFRON G8388-9304

d. CILGWRRWG FRUHLING FV180-9406

Dam – Z CILGWRRWG LOLITA UK303135 300002

s. Z BETTON IDRIS UKE8109-00712

d. Z CILGWRRWG HARLECH UKFV0180-00008

January 2024 South Devon BREEDPLAN															
	Calving Ease DIR (%)	Calving Ease DTRS (%)	Gestation Length (days)	Birth Wt. (kg)	200 Day Wt (kg)	400 Day Wt (kg)	600 Day Wt (kg)	Mat Cow Wt (kg)	Milk (kg)	Scrotal Size (cm)	Carcase Wt (kg)	Eye Muscle Area (sq cm)	Rib Fat (mm)	Retail Beef Yield (%)	IMF (%)
EBV	-10.9	-1.2	+2.9	+3.4	+26	+43	+55	+88	+9	+0.9	+33	+2.0	-0.1	+0.3	-0.1
Accuracy	92%	86%	94%	95%	95%	95%	94%	90%	89%	69%	89%	61%	71%	68%	62%
Breed Avg. EBVs for 2022 Born Calves															
EBV	+0.3	+0.3	-0.2	+1.5	+22	+40	+49	+52	+5	+0.5	+31	+2.1	-0.1	+0.4	+0.0

Traits Analysed: CE,BWT,200WT(x2),400WT(x2),Genomics**Statistics:** Number of Herds: 8, Progeny Analysed: 171, Scan Progeny: 5, Number of Dtrs: 37

SELECTION INDEX VALUES		
Market Target	Index Value	Breed Average
Quality Beef Index	+47	+50
Suckler Replacement Index	+28	+39

GROVE BELLEROPHON 3**Ear No UK321568 400280, born 06/01/2003****MYOSTATIN STATUS: 0**

Bred by Grove Farms, Wells Folly, Moreton-In-Marsh, Gloucestershire, GL56 0PA

Available from the South Devon Herd Book Society, £10/straw

Sire – GROVE CHARLEMAGNE 19 UKEF0347-00259


s. S.D.E. BUTTERCUP'S TRUMP 3 SDE-34

d. GROVE CHERRY 9 EF347-9253

Dam – KESTLE BUTTERMAID 31 UKT1594-00161

s. KESTLE JETHRO T1594-9328

d. KESTLE BUTTERMAID 11 T1594-9212

January 2024 South Devon BREEDPLAN															
	Calving Ease DIR (%)	Calving Ease DTRS (%)	Gestation Length (days)	Birth Wt. (kg)	200 Day Wt (kg)	400 Day Wt (kg)	600 Day Wt (kg)	Mat Cow Wt (kg)	Milk (kg)	Scrotal Size (cm)	Carcase Wt (kg)	Eye Muscle Area (sq cm)	Rib Fat (mm)	Retail Beef Yield (%)	IMF (%)
EBV	-5.3	0.0	+3.0	+3.4	+22	+51	+62	+44	+9	-0.9	+42	+4.3	-0.6	+1.8	0.0
Accuracy	94%	88%	95%	97%	96%	96%	95%	90%	89%	78%	89%	72%	84%	82%	78%
Breed Avg. EBVs for 2022 Born Calves															
EBV	+0.3	+0.3	-0.2	+1.5	+22	+40	+49	+52	+5	+0.5	+31	+2.1	-0.1	+0.4	+0.0

Traits Analysed: GL,CE,BWT,200WT(x2),400WT(x2),600WT,SS,FAT,EMA,Genomics**Statistics:** Number of Herds: 37, Progeny Analysed: 325, Scan Progeny: 82, Number of Dtrs: 65


SELECTION INDEX VALUES		
Market Target	Index Value	Breed Average
Quality Beef Index	+67	+50
Suckler Replacement Index	+41	+39

GROVE BRUTUS 151
Ear No UK321568 701438
MYOSTATIN STATUS: 0

Bred by Grove Farms, Wells Folly, Moreton-In-Marsh, Gloucestershire, GL56 0PA
 Available from R Saunders, Manor Farm, Garsdon, Malmesbury, Wiltshire, SN16 9NJ Tel 07747 612363
 Sire – LUMBYLAW MAGNUS 25 UK106887 400725

s. ENTERPRISE CONDOR UK581519 300011
 d. LUMBYLAW MERMAID 5 UK106887 200401

Dam – GROVE BUTTERCUP 123 UK321568 300972 s. GOFFE CAVE NAVIGATOR UK200202 700381
 d. GROVE BUTTERCUP 90 UK321568 400567

January 2024 South Devon BREEDPLAN															
	Calving Ease DIR (%)	Calving Ease DTRS (%)	Gestation Length (days)	Birth Wt. (kg)	200 Day Wt (kg)	400 Day Wt (kg)	600 Day Wt (kg)	Mat Cow Wt (kg)	Milk (kg)	Scrotal Size (cm)	Carcase Wt (kg)	Eye Muscle Area (sq cm)	Rib Fat (mm)	Retail Beef Yield (%)	IMF (%)
EBV	+1.2	-2.5	-0.2	+2.1	+35	+60	+78	+77	+13	+0.6	+47	+2.4	-0.6	+0.9	-0.2
Accuracy	84%	69%	89%	91%	90%	90%	89%	78%	73%	65%	81%	58%	75%	71%	68%
Breed Avg. EBVs for 2022 Born Calves															
EBV	+0.3	+0.3	-0.2	+1.5	+22	+40	+49	+52	+5	+0.5	+31	+2.1	-0.1	+0.4	+0.0

Traits Analysed: GL,CE,BWT,200WT,400WT(x2),600WT,SS,FAT,EMA,IMF,Genomics
Statistics: Number of Herds: **2**, Progeny Analysed: **97**, Scan Progeny: **49**, Number of Dtrs: **22**


SELECTION INDEX VALUES		
Market Target	Index Value	Breed Average
Quality Beef Index	+74	+50
Suckler Replacement Index	+44	+39

GROVE CHARLEMAGNE 19
Ear No UKEF0347-00259, born 18/02/1997
MYOSTATIN STATUS: 1 (nt821)

Bred by Grove Farms, Wells Folly, Moreton-In-Marsh, Gloucestershire, GL56 0PA
 Available from the South Devon Herd Book Society. £10/straw
 Sire – S.D.E. BUTTERCUP'S TRUMP 3 SDE-34

s. WINSOR SAFFRON'S TRUMP XBN-809
 d. COOMBE FARM BUTTERCUP 29 T6-638
 s. GROVE BRUTUS 12 EF347-8976
 d. GROVE CHERRY 4 EF347-8818

Dam – GROVE CHERRY 9 EF347-9253

January 2024 South Devon BREEDPLAN															
	Calving Ease DIR (%)	Calving Ease DTRS (%)	Gestation Length (days)	Birth Wt. (kg)	200 Day Wt (kg)	400 Day Wt (kg)	600 Day Wt (kg)	Mat Cow Wt (kg)	Milk (kg)	Scrotal Size (cm)	Carcase Wt (kg)	Eye Muscle Area (sq cm)	Rib Fat (mm)	Retail Beef Yield (%)	IMF (%)
EBV	-18.1	-5.1	+3.2	+6.3	+27	+39	+65	+60	+1	-0.1	+33	+4.5	-0.8	+2.1	-0.2
Accuracy	83%	75%	84%	88%	86%	87%	84%	77%	75%	60%	78%	63%	73%	70%	61%
Breed Avg. EBVs for 2022 Born Calves															
EBV	+0.3	+0.3	-0.2	+1.5	+22	+40	+49	+52	+5	+0.5	+31	+2.1	-0.1	+0.4	+0.0

Traits Analysed: CE,BWT,200WT(x2),400WT(x2),FAT,EMA,Genomics
Statistics: Number of Herds: **4**, Progeny Analysed: **31**, Scan Progeny: **14**, Number of Dtrs: **5**

SELECTION INDEX VALUES		
Market Target	Index Value	Breed Average
Quality Beef Index	+57	+50
Suckler Replacement Index	+31	+39

GROVE CHARLEMAGNE 95

SUITABLE FOR DAIRY CROSSING

Ear No UK321568 301721, born 04/03/2018

MYOSTATIN STATUS: 0

Bred by Grove Farms, Wells Folly, Moreton-In-Marsh, Gloucestershire, GL56 0PA
Available from South Devon Herd Book Society
Sire – GROVE BRUTUS 151 UK321568 701438

Dam – GROVE CHERRY 94 UK321568 301455

Price on application
s. LUMBYLAW MAGNUS 25 UK106887 400725
d. GROVE BUTTERCUP 123 UK321568 300972
s. WOODHAYES HOMER 5 UK361609 100230
d. GROVE CHERRY 78 UK321568 301007

January 2024 South Devon BREEDPLAN															
	Calving Ease DIR (%)	Calving Ease DTRS (%)	Gestation Length (days)	Birth Wt. (kg)	200 Day Wt (kg)	400 Day Wt (kg)	600 Day Wt (kg)	Mat Cow Wt (kg)	Milk (kg)	Scrotal Size (cm)	Carcase Wt (kg)	Eye Muscle Area (sq cm)	Rib Fat (mm)	Retail Beef Yield (%)	IMF (%)
EBV	+5.5	+0.2	-2.6	+0.8	+30	+60	+69	+67	+7	+1.0	+46	+3.2	-0.6	+1.2	-0.2
Accuracy	61%	49%	70%	74%	73%	74%	75%	64%	49%	63%	64%	47%	58%	55%	48%
Breed Avg. EBVs for 2022 Born Calves															
EBV	+0.3	+0.3	-0.2	+1.5	+22	+40	+49	+52	+5	+0.5	+31	+2.1	-0.1	+0.4	+0.0

Traits Analysed: GL,CE,BWT,200WT(x2),400WT,600WT,SS,FAT,EMA,IMF,Genomics

Statistics: Number of Herds: 2, Progeny Analysed: 71,

SELECTION INDEX VALUES		
Market Target	Index Value	Breed Average
Quality Beef Index	+75	+50
Suckler Replacement Index	+49	+39

GROVE CLAUDIUS 100


Ear No UK321568 101026, born 11/01/2011

MYOSTATIN STATUS: 0

Bred by Grove Farms, Wells Folly, Moreton-In-Marsh, Gloucestershire, GL56 0PA
Available from breeder
Sire – AI WOODBASTWICK JOE LOUIS 4 UK220573 300155

Dam – GROVE CELANDINE 95 UK321568 200838

s. TREVOWAH JOE LOUIS 11 T7188-512
d. WOODBASTWICK BARONESS 5 UKN5488-00110
s. AI GROVE BELLEROPHON 3 UK321568 400280
d. GROVE CELANDINE 71 UK321568 200838

January 2024 South Devon BREEDPLAN															
	Calving Ease DIR (%)	Calving Ease DTRS (%)	Gestation Length (days)	Birth Wt. (kg)	200 Day Wt (kg)	400 Day Wt (kg)	600 Day Wt (kg)	Mat Cow Wt (kg)	Milk (kg)	Scrotal Size (cm)	Carcase Wt (kg)	Eye Muscle Area (sq cm)	Rib Fat (mm)	Retail Beef Yield (%)	IMF (%)
EBV	-5.8	-2.5	+3.2	+5.4	+37	+67	+90	+82	+6	+0.1	+50	+4.0	0.0	+1.3	-0.1
Accuracy	74%	62%	70%	83%	79%	79%	76%	65%	61%	64%	68%	52%	61%	59%	53%
Breed Avg. EBVs for 2022 Born Calves															
EBV	+0.3	+0.3	-0.2	+1.5	+22	+40	+49	+52	+5	+0.5	+31	+2.1	-0.1	+0.4	+0.0

Traits Analysed: CE,BWT,200WT(x2),400WT,SS,FAT,EMA,IMF

Statistics: Number of Herds: 8, Progeny Analysed: 29, Scan Progeny: 1, Number of Dtrs: 6

SELECTION INDEX VALUES		
Market Target	Index Value	Breed Average
Quality Beef Index	+82	+50
Suckler Replacement Index	+48	+39

GROVE GERMANICUS 13

Ear No UK321568 100193, born 16/02/2002

MYOSTATIN STATUS: 1 (nt821)

Bred by GROVE FARMS, WELLS FOLLY, MORETON-IN-MARSH, GLOUCESTERSHIRE, GL56 0PA

Available from the South Devon Herd Book Society. £10/straw

Sire – EDMESTON CENTURION 11 V2745-9469


s. STRETCHFORD CENTURION V4920-8965

d. EDMESTON HILDA 174 V2745-668

Dam – HIGHGATE GEM 20 T1963-91242

s. TREVASSACK JUPITER 4 T1056-87004

d. HIGHGATE GEM 11 T1963-028

January 2024 South Devon BREEDPLAN															
	Calving Ease DIR (%)	Calving Ease DTRS (%)	Gestation Length (days)	Birth Wt. (kg)	200 Day Wt (kg)	400 Day Wt (kg)	600 Day Wt (kg)	Mat Cow Wt (kg)	Milk (kg)	Scrotal Size (cm)	Carcass Wt (kg)	Eye Muscle Area (sq cm)	Rib Fat (mm)	Retail Beef Yield (%)	IMF (%)
EBV	+1.1	+1.9	-1.0	-0.3	+9	+29	+32	+43	+6	+0.5	+25	+2.5	-0.1	+0.6	-0.1
Accuracy	84%	72%	80%	91%	88%	88%	85%	71%	74%	33%	76%	45%	54%	51%	34%
Breed Avg. EBVs for 2022 Born Calves															
EBV	+0.3	+0.3	-0.2	+1.5	+22	+40	+49	+52	+5	+0.5	+31	+2.1	-0.1	+0.4	+0.0

Traits Analysed: CE,BWT,200WT(x2),400WT(x2),FAT,EMA,Genomics

Statistics: Number of Herds: 18, Progeny Analysed: 97, Scan Progeny: 4, Number of Dtrs: 10

SELECTION INDEX VALUES		
Market Target	Index Value	Breed Average
Quality Beef Index	+41	+50
Suckler Replacement Index	+35	+39

GROVE ROMMEL

Ear No EF347-8454, born 10/09/1984

MYOSTATIN STATUS: 1 (nt821)

Bred by Grove Farms, Wells Folly, Moreton-in-Marsh, Gloucestershire, GL56 0PA

Available from the South Devon Herd Book Society. £10/straw

Sire – GROVE BRUTUS 3 EF347-8239


s. GROVE FERDINAND EF347-7923

d. COOMBE FARM BUTTERCUP 17 (C) T6-507

Dam – TREGOTHA ROSE 113 T510-0182

s. TREGOTHA MAJESTIC 3 T510-2478

d. TREGOTHA ROSE 103 T510-1479

January 2024 South Devon BREEDPLAN															
	Calving Ease DIR (%)	Calving Ease DTRS (%)	Gestation Length (days)	Birth Wt. (kg)	200 Day Wt (kg)	400 Day Wt (kg)	600 Day Wt (kg)	Mat Cow Wt (kg)	Milk (kg)	Scrotal Size (cm)	Carcass Wt (kg)	Eye Muscle Area (sq cm)	Rib Fat (mm)	Retail Beef Yield (%)	IMF (%)
EBV	-5.8	-0.5	+2.1	+2.3	+17	+19	+34	+41	+5	+0.4	+21	+2.1	-0.7	+0.9	-0.2
Accuracy	83%	74%	75%	89%	88%	85%	82%	70%	80%	39%	75%	42%	50%	48%	33%
Breed Avg. EBVs for 2022 Born Calves															
EBV	+0.3	+0.3	-0.2	+1.5	+22	+40	+49	+52	+5	+0.5	+31	+2.1	-0.1	+0.4	+0.0

Traits Analysed: 200WT(x2),400WT,600WT,Genomics

Statistics: Number of Herds: 3, Progeny Analysed: 57, Scan Progeny: 1, Number of Dtrs: 16

SELECTION INDEX VALUES		
Market Target	Index Value	Breed Average
Quality Beef Index	+37	+50
Suckler Replacement Index	+30	+39

GROVE SOLOMON 14

Ear No UK321568 400014, born 01/03/2000

MYOSTATIN STATUS: 0

Bred by Grove Farms, Wells Folly, Moreton-In-Marsh, Gloucestershire, GL56 0PA

Available from the South Devon Herd Book Society. £10/straw

Sire – GROVE HECTOR 15 EF347-94084


s. GROVE BRUTUS 17 EF347-9201

d. GROVE HAWTHORN 7 EF347-8429

Dam – GROVE SORREL 20 UKEF00347-00257

s. S.D.E. BUTTERCUP'S TRUMP 3 SDE-34

d. GROVE SORREL 11 EF347-9308

January 2024 South Devon BREEDPLAN															
	Calving Ease DIR (%)	Calving Ease DTRS (%)	Gestation Length (days)	Birth Wt. (kg)	200 Day Wt (kg)	400 Day Wt (kg)	600 Day Wt (kg)	Mat Cow Wt (kg)	Milk (kg)	Scrotal Size (cm)	Carcase Wt (kg)	Eye Muscle Area (sq cm)	Rib Fat (mm)	Retail Beef Yield (%)	IMF (%)
EBV	-2.2	+0.8	-0.9	+0.2	+12	+19	+26	+20	0	+0.5	+19	+2.2	+0.3	+0.2	0.0
Accuracy	81%	73%	77%	87%	87%	88%	84%	74%	73%	43%	78%	60%	71%	68%	50%
Breed Avg. EBVs for 2022 Born Calves															
EBV	+0.3	+0.3	-0.2	+1.5	+22	+40	+49	+52	+5	+0.5	+31	+2.1	-0.1	+0.4	+0.0

Traits Analysed: CE,BWT,200WT(x2),400WT(x2),FAT,EMA,Genomics

Statistics: Number of Herds: **5**, Progeny Analysed: **46**, Scan Progeny: **21**, Number of Dtrs: **7**

SELECTION INDEX VALUES		
Market Target	Index Value	Breed Average
Quality Beef Index	+31	+50
Suckler Replacement Index	+35	+39

HAUGHTON SAS JOE LOUIS 1 (AI)

Ear UK303138 600011, born 29/01/2004

MYOSTATIN STATUS: 0

Bred by W H Sandford, Willow Tree Cottage, 2 Haughton Holdings, Roden, Telford, Shropshire, TF6 6BU

Available from South Devon Herd Book Society. £10/straw

Sire – TREVOWAH JOE LOUIS 11 T7188-512


s. SHAMLEIGH JOE LOUIS SS603-22

d. TREVOWAH DOROTHY 18 T7188-359

Dam – HAUGHTON VICKY 2 UK303138 600004

s. HAUGHTON PIONEER 1 UKFU0953-00005

d. HAUGHTON VICKY 1 UKFU0953-00014

January 2024 South Devon BREEDPLAN															
	Calving Ease DIR (%)	Calving Ease DTRS (%)	Gestation Length (days)	Birth Wt. (kg)	200 Day Wt (kg)	400 Day Wt (kg)	600 Day Wt (kg)	Mat Cow Wt (kg)	Milk (kg)	Scrotal Size (cm)	Carcase Wt (kg)	Eye Muscle Area (sq cm)	Rib Fat (mm)	Retail Beef Yield (%)	IMF (%)
EBV	-0.5	+0.7	+1.5	+2.8	+35	+68	+76	+88	+5	+0.5	+45	+0.6	-0.3	-0.3	-0.2
Accuracy	85%	73%	90%	92%	89%	89%	87%	74%	66%	54%	76%	53%	68%	65%	60%
Breed Avg. EBVs for 2022 Born Calves															
EBV	+0.3	+0.3	-0.2	+1.5	+22	+40	+49	+52	+5	+0.5	+31	+2.1	-0.1	+0.4	+0.0

Traits Analysed: BWT,200WT(x2),600WT,Genomics

Statistics: Number of Herds: **30**, Progeny Analysed: **118**, Scan Progeny: **18**, Number of Dtrs: **9**

SELECTION INDEX VALUES		
Market Target	Index Value	Breed Average
Quality Beef Index	+66	+50
Suckler Replacement Index	+42	+39

HIGHGATE NAPOLEON 1 (HP) **SOCIETY PROVEN BULL (for new breeders)****Ear No UK383244 100604, born 18/03/2011 Heterozygous polled (HP)****MYOSTATIN STATUS: 0**

Bred by Highgate Farm Partnership, Highgate, St Veep, Lostwithiel, Cornwall, PL22 0PE

Available from South Devon Herd Book Society. £15/straw

Sire – X MONKTON WELLINGTON 2 UK721712 400076

s. Z CILGWRRWG SAS NAPOLEON UK303135 600026

d. MONKTON COWSLIP 8 UKGA0408-00053

s. HIGHGATE HAYDEN 11 UK383244 100247

d. HIGHGATE AGATE 16 UKT1963-00100

Dam – HIGHGATE AGATE 41 UK383244 600476

January 2024 South Devon BREEDPLAN																
	Calving Ease DIR (%)	Calving Ease DTRS (%)	Gestation Length (days)	Birth Wt. (kg)	200 Day Wt (kg)	400 Day Wt (kg)	600 Day Wt (kg)	Mat Cow Wt (kg)	Milk (kg)	Scrotal Size (cm)	Carcass Wt (kg)	Eye Muscle Area (sq cm)	Rib Fat (mm)	Retail Beef Yield (%)	IMF (%)	
EBV	+5.6	+2.4	-2.5	+0.1	+21	+40	+50	+57	+10	0.0	+34	+2.6	-0.2	+0.7	-	
Accuracy	81%	65%	73%	91%	87%	88%	81%	64%	61%	39%	73%	27%	31%	28%	-	
Breed Avg. EBVs for 2022 Born Calves																
EBV	+0.3	+0.3	-0.2	+1.5	+22	+40	+49	+52	+5	+0.5	+31	+2.1	-0.1	+0.4	+0.0	

Traits Analysed: CE,BWT,Genomics**Statistics:** Number of Herds: **9**, Progeny Analysed: **87**, Number of Dtrs: **12**

SELECTION INDEX VALUES		
Market Target	Index Value	Breed Average
Quality Beef Index	+56	+50
Suckler Replacement Index	+41	+39

HIGHGATE OSIRIS 5 (HP)**Ear No UK383244 301124, born 19/03/2020 Heterozygous polled (HP)****MYOSTATIN STATUS: 0**

Bred by Highgate Farm Partnership, Highgate, St Veep, Lostwithiel, Cornwall, PL22 0PE

Available from Genus ABS, tel 01270 606681. NAAB Code 29DS0007. Royalty: £30 + VAT

Sire – GEORGE TEIGN SWIG BACCHUS 3 UK366214 500295


s. GEORGE TEIGN SWIG BACCHUS UK366214 300202

d. GEORGE TEIGN PRIMULA 104 UK366214 500197

s. Z POLKINGHORNE KING GEORGE 8 UK380867 500670

d. HIGHGATE PANSY 46 UK383244 600518

Dam – HIGHGATE PANSY 55 UK383244 300900

January 2024 South Devon BREEDPLAN																
	Calving Ease DIR (%)	Calving Ease DTRS (%)	Gestation Length (days)	Birth Wt. (kg)	200 Day Wt (kg)	400 Day Wt (kg)	600 Day Wt (kg)	Mat Cow Wt (kg)	Milk (kg)	Scrotal Size (cm)	Carcass Wt (kg)	Eye Muscle Area (sq cm)	Rib Fat (mm)	Retail Beef Yield (%)	IMF (%)	
EBV	+4.1	+0.3	+0.5	+1.5	+27	+52	+65	+64	+6	+0.5	+43	-	-0.7	-	-	
Accuracy	57%	40%	56%	73%	70%	72%	66%	51%	34%	35%	57%	-	26%	-	-	
Breed Avg. EBVs for 2022 Born Calves																
EBV	+0.3	+0.3	-0.2	+1.5	+22	+40	+49	+52	+5	+0.5	+31	+2.1	-0.1	+0.4	+0.0	

Traits Analysed: CE,BWT,200WT(x2),400WT(x2),SS,Genomics**Statistics:** Number of Herds: **9**, Progeny Analysed: **19**,

SELECTION INDEX VALUES		
Market Target	Index Value	Breed Average
Quality Beef Index	+68	+50
Suckler Replacement Index	+46	+39

JUNIPER GALAHAD

Ear No UK201753 200216, born 04/05/2006

MYOSTATIN STATUS: 0

Bred by Mr & Mrs A Rickett, Wood Farm, Everdon, Daventry, Northants, NN11 3BH

Available from the South Devon Herd Book Society. £10/straw

Sire – GROVE BELLEROPHON 3 UK321568 400280


s. GROVE CHARLEMAGNE 19 UK3F0347-00259

d. KESTLE BUTTERMAID 31 UKT1594-00161

Dam – JUNIPER REMA NS149-91385

s. TREVASSACK JESTER 6 T1056-87001

d. JUNIPER MARIGOLD NS149-240

January 2024 South Devon BREEDPLAN															
	Calving Ease DIR (%)	Calving Ease DTRS (%)	Gestation Length (days)	Birth Wt. (kg)	200 Day Wt (kg)	400 Day Wt (kg)	600 Day Wt (kg)	Mat Cow Wt (kg)	Milk (kg)	Scrotal Size (cm)	Carcass Wt (kg)	Eye Muscle Area (sq cm)	Rib Fat (mm)	Retail Beef Yield (%)	IMF (%)
EBV	-1.5	+0.2	+1.6	+1.9	+23	+43	+48	+31	+9	-0.1	+37	+3.5	-0.1	+1.0	+0.1
Accuracy	64%	57%	63%	73%	70%	69%	68%	61%	61%	47%	61%	42%	51%	49%	44%
Breed Avg. EBVs for 2022 Born Calves															
EBV	+0.3	+0.3	-0.2	+1.5	+22	+40	+49	+52	+5	+0.5	+31	+2.1	-0.1	+0.4	+0.0

Traits Analysed: CE,BWT,200WT,400WT(x2),600WT,SS,Genomics
Statistics: Number of Herds: 1, Progeny Analysed: 1, Number of Dtrs: 1

SELECTION INDEX VALUES		
Market Target	Index Value	Breed Average
Quality Beef Index	+55	+50
Suckler Replacement Index	+41	+39

KESTLE LEO 12

Ear No UK381722 200592, born 13/03/2010

MYOSTATIN STATUS: 1 (nt821)

Bred by Mr R K Rundle, Kestle Farm, Kestle Mill, Newquay, Cornwall, TR8 4PU

Available from Mr T Earl, Ethy Barton, Lerryn, Cornwall. Tel 01208 871616

Sire – LUMBYLAW LEO 2 UK106887 100400


s. SEXTON CONQUEROR 67 UK361990 400078

d. LUMBYLAW BELLE 12 UK106887 300045

Dam – KESTLE DAHLIA 51 UK381722 400328

s. SEXTON CENTURION UKV4963-00032

d. KESTLE DAHLIA 20 UKT1594-00213

January 2024 South Devon BREEDPLAN															
	Calving Ease DIR (%)	Calving Ease DTRS (%)	Gestation Length (days)	Birth Wt. (kg)	200 Day Wt (kg)	400 Day Wt (kg)	600 Day Wt (kg)	Mat Cow Wt (kg)	Milk (kg)	Scrotal Size (cm)	Carcass Wt (kg)	Eye Muscle Area (sq cm)	Rib Fat (mm)	Retail Beef Yield (%)	IMF (%)
EBV	-2.7	-0.8	+0.8	+2.2	+21	+38	+45	+39	+10	+0.2	+32	+2.8	-1.2	+1.7	-0.6
Accuracy	85%	72%	76%	93%	89%	90%	87%	75%	58%	55%	78%	42%	55%	51%	46%
Breed Avg. EBVs for 2022 Born Calves															
EBV	+0.3	+0.3	-0.2	+1.5	+22	+40	+49	+52	+5	+0.5	+31	+2.1	-0.1	+0.4	+0.0

Traits Analysed: CE,200WT,400WT,600WT
Statistics: Number of Herds: 6, Progeny Analysed: 138, Scan Progeny: 8, Number of Dtrs: 6

SELECTION INDEX VALUES		
Market Target	Index Value	Breed Average
Quality Beef Index	+55	+50
Suckler Replacement Index	+37	+39

MALTHOUSE HURRICANE (HP)

Ear No UK221732 600985, born 12/06/2011 Heterozygous polled (HP)

MYOSTATIN STATUS: 0

Bred by C Salmon, Malthouse Livestock Ltd, Common Lane, Ranworth, Norwich, Norfolk, NR13 6FD

Available from D L Irving, 1 Mallyford Cottage, Thornhill, Dumfries, DG3 5EA, tel: 07710 196624

Sire – Z EMBURY HERMES UK202073 500117


s. X WOODHAYES HERMES 3 UK361609 500117

d. Z EMBURY MORN UK202073 200037

Dam – WELLAND VALLEY NANCY UK201140 100564

s. WELLAND VALLEY RED GIANT UK201140 600114

d. WADDETON FANCY 43 UKVN1614-00319

January 2024 South Devon BREEDPLAN																
	Calving Ease DIR (%)	Calving Ease DTRS (%)	Gestation Length (days)	Birth Wt. (kg)	200 Day Wt (kg)	400 Day Wt (kg)	600 Day Wt (kg)	Mat Cow Wt (kg)	Milk (kg)	Scrotal Size (cm)	Carcase Wt (kg)	Eye Muscle Area (sq cm)	Rib Fat (mm)	Retail Beef Yield (%)	IMF (%)	
EBV	+3.8	-1.3	+1.6	+1.9	+27	+41	+44	+57	+2	+0.5	+30	+0.8	+0.1	-0.4	0.0	
Accuracy	72%	54%	65%	81%	76%	73%	75%	63%	41%	42%	62%	30%	41%	38%	33%	
Breed Avg. EBVs for 2022 Born Calves																
EBV	+0.3	+0.3	-0.2	+1.5	+22	+40	+49	+52	+5	+0.5	+31	+2.1	-0.1	+0.4	+0.0	

Traits Analysed: BWT

Statistics: Number of Herds: **6**, Progeny Analysed: **55**, Scan Progeny: **2**, Number of Dtrs: **10**

SELECTION INDEX VALUES		
Market Target	Index Value	Breed Average
Quality Beef Index	+45	+50
Suckler Replacement Index	+38	+39

MELLS PARK BERTIE (AI)

Ear No UK349776 200064, born 30/05/2009

MYOSTATIN STATUS: 1 (nt821)

Bred by Mells Park Trust, C/O Mr J Ward, Wardean Farm, Nunney Catch, Frome, Somerset, BA11 4NX,

tel: 07894 037158

Available from breeder

Sire – GROVE CHARLEMAGNE 5 EF347-9206


s. HIGHGATE PIONEER 9 T1963-89119

d. GROVE CHERRY 5 EF347-8913

Dam – CARLYDNACK NEWHAM CAROLINE UK380121 400052

s. KESTLE HORATIO 11 UK381722 700114

d. WISHWORTHY NEWHAM CAROLINE 39 UK380607 700012

January 2024 South Devon BREEDPLAN																
	Calving Ease DIR (%)	Calving Ease DTRS (%)	Gestation Length (days)	Birth Wt. (kg)	200 Day Wt (kg)	400 Day Wt (kg)	600 Day Wt (kg)	Mat Cow Wt (kg)	Milk (kg)	Scrotal Size (cm)	Carcase Wt (kg)	Eye Muscle Area (sq cm)	Rib Fat (mm)	Retail Beef Yield (%)	IMF (%)	
EBV	-0.4	-1.1	-0.5	+1.9	+23	+37	+46	+49	+7	+0.6	+29	+2.5	+0.1	+0.5	-0.1	
Accuracy	76%	59%	66%	90%	78%	70%	71%	58%	51%	37%	56%	41%	45%	44%	37%	
Breed Avg. EBVs for 2022 Born Calves																
EBV	+0.3	+0.3	-0.2	+1.5	+22	+40	+49	+52	+5	+0.5	+31	+2.1	-0.1	+0.4	+0.0	

Traits Analysed: CE,BWT

Statistics: Number of Herds: **5**, Progeny Analysed: **84**, Number of Dtrs: **1**

SELECTION INDEX VALUES		
Market Target	Index Value	Breed Average
Quality Beef Index	+49	+50
Suckler Replacement Index	+39	+39

MUTTERTON ASHTON BITTER (AI) (X)

Ear No UK361746 300177 born 26/02/2009

MYOSTATIN STATUS: 1 (nt821)

Bred by A H & E M Bartley, Weekes Farm, Mutterton, Cullompton, Devon, EX15 1RN

Available from A & C Farms, Langham Lodge, Burley Road, Langham, Oakham, Rutland, LE15 7HZ, tel 07860 240930

Sire – SHORLAND ASHLEY SHOR-9004


s. CP BILLINGSLEY HERCULES 7 F4747-279

d. CLOBRED POLL POLLY 4 CLOKE-Z29

Dam – MUTTERTON BURNET 3 UK361746 600124

s. NORTHWICK GENERAL 8 UK321645 500106

d. MUTTERTON ROSEBUD UK361746 100014

January 2024 South Devon BREEDPLAN															
	Calving Ease DIR (%)	Calving Ease DTRS (%)	Gestation Length (days)	Birth Wt. (kg)	200 Day Wt (kg)	400 Day Wt (kg)	600 Day Wt (kg)	Mat Cow Wt (kg)	Milk (kg)	Scrotal Size (cm)	Carcass Wt (kg)	Eye Muscle Area (sq cm)	Rib Fat (mm)	Retail Beef Yield (%)	IMF (%)
EBV	-1.6	+3.8	+0.6	+1.3	+23	+45	+49	+63	-1	-0.9	+38	+3.6	+0.7	+0.3	+0.1
Accuracy	87%	74%	85%	94%	90%	91%	88%	77%	59%	79%	79%	62%	76%	73%	70%
Breed Avg. EBVs for 2022 Born Calves															
EBV	+0.3	+0.3	-0.2	+1.5	+22	+40	+49	+52	+5	+0.5	+31	+2.1	-0.1	+0.4	+0.0

Traits Analysed: CE,BWT,200WT,400WT,600WT(x2),SS,FAT,EMA,IMF

Statistics: Number of Herds: **3**, Progeny Analysed: **147**, Scan Progeny: **71**, Number of Dtrs: **10**

SELECTION INDEX VALUES		
Market Target	Index Value	Breed Average
Quality Beef Index	+52	+50
Suckler Replacement Index	+42	+39

MUTTERTON KYOTO 16 (PP)

Ear No UK361746 100434, born 26/03/2018

Homozygous polled (PP)

MYOSTATIN STATUS: 0

Bred by A H, E M, & J G Bartley, Weekes Farm, Mutterton, Cullompton, Devon, EX15 1RN

Available from West Prawle Farm, East Portlemouth, Salcombe, Devon, TQ8 8PW, tel 07855 444941/07546 215611

Sire – Z ARNCLIFFE KYOTO UK122824 400910


s. Z ARNCLIFFE GAIRLOCH UK122824 100613

d. ARNCLIFFE AVRIL 06B UK122824 600443

Dam – Z MUTTERTON PANSY 7 EX90 UK361746 600271

s. Z SHORLAND ASHLEY SHOR-9004

d. MUTTERTON PANSY 4 UK361746 100168

January 2024 South Devon BREEDPLAN															
	Calving Ease DIR (%)	Calving Ease DTRS (%)	Gestation Length (days)	Birth Wt. (kg)	200 Day Wt (kg)	400 Day Wt (kg)	600 Day Wt (kg)	Mat Cow Wt (kg)	Milk (kg)	Scrotal Size (cm)	Carcass Wt (kg)	Eye Muscle Area (sq cm)	Rib Fat (mm)	Retail Beef Yield (%)	IMF (%)
EBV	-2.1	-1.8	+1.0	+4.2	+34	+55	+67	+71	+6	+1.3	+33	+1.2	+0.3	-0.5	+0.2
Accuracy	69%	51%	76%	81%	79%	76%	73%	59%	43%	61%	63%	43%	52%	49%	42%
Breed Avg. EBVs for 2022 Born Calves															
EBV	+0.3	+0.3	-0.2	+1.5	+22	+40	+49	+52	+5	+0.5	+31	+2.1	-0.1	+0.4	+0.0

Traits Analysed: GL,CE,BWT,200WT(x2),400WT,SS,FAT,EMA,IMF,Genomics

Statistics: Number of Herds: **4**, Progeny Analysed: **28**,

SELECTION INDEX VALUES		
Market Target	Index Value	Breed Average
Quality Beef Index	+56	+50
Suckler Replacement Index	+40	+39

NORTH VIEW BAILEY

Ear No UK207813 700007, born 01/05/2011

MYOSTATIN STATUS: 0

Bred by Mr O Brewin, 3 Great Bowden Road, Thorpe Langton, Market Harborough, Leicestershire, LE16 7TP

Available from South Devon Herd Book Society. £15/straw


Sire – EDMESTON ZODIAC 3 UK362037 700091

s. STRETCHFORD ZODIAC 5 UK365662 100125

d. EDMESTON KITTY 358 UK362037 300066

Dam – NORTH VIEW COWSLIP UK207813 200002 s. WELLAND VALLEY HANBURY 1 UK201140 500281

d. WELLAND VALLEY CLAUDIA 6 UK201140 100536

January 2024 South Devon BREEDPLAN															
	Calving Ease DIR (%)	Calving Ease DTRS (%)	Gestation Length (days)	Birth Wt. (kg)	200 Day Wt (kg)	400 Day Wt (kg)	600 Day Wt (kg)	Mat Cow Wt (kg)	Milk (kg)	Scrotal Size (cm)	Carcase Wt (kg)	Eye Muscle Area (sq cm)	Rib Fat (mm)	Retail Beef Yield (%)	IMF (%)
EBV	+3.9	+2.4	-0.4	+1.6	+24	+34	+46	+49	+4	+0.5	+29	+2.3	-0.7	+0.9	-0.3
Accuracy	54%	43%	52%	62%	71%	72%	67%	54%	39%	53%	61%	36%	46%	43%	36%
Breed Avg. EBVs for 2022 Born Calves															
EBV	+0.3	+0.3	-0.2	+1.5	+22	+40	+49	+52	+5	+0.5	+31	+2.1	-0.1	+0.4	+0.0

Traits Analysed: 400WT,SS,FAT,EMA,IMF

Statistics: Number of Herds: 3, Progeny Analysed: 45, Scan Progeny: 21,

SELECTION INDEX VALUES		
Market Target	Index Value	Breed Average
Quality Beef Index	+52	+50
Suckler Replacement Index	+41	+39

POLKINGHORNE INDIANA (PP)

Ear No UK380867 200534, born 08/03/2010

Homozygous polled (PP)

MYOSTATIN STATUS: 0

Bred by Laity Farms, Polkinghorne Manor, 79 Churchtown, Gwinear, Hayle, Cornwall, TR27 5LH

Tel 07854

087792 Available from breeder

Sire – X WOODHAYES ILLYA 2 UK361609 400065


s. Z CILGWRRWG ILLYA UKVF0180-00017

d. WOODHAYES COUNTESS 2 UKV7403-00110

Dam – Z POLKINGHORNE IRIS 72 UKT5939-00113

s. Z PAPER MILL TRUMPETER 2 G8388-9110

d. Z POLKINGHORNE IRIS 66 T5939-93015

January 2024 South Devon BREEDPLAN															
	Calving Ease DIR (%)	Calving Ease DTRS (%)	Gestation Length (days)	Birth Wt. (kg)	200 Day Wt (kg)	400 Day Wt (kg)	600 Day Wt (kg)	Mat Cow Wt (kg)	Milk (kg)	Scrotal Size (cm)	Carcase Wt (kg)	Eye Muscle Area (sq cm)	Rib Fat (mm)	Retail Beef Yield (%)	IMF (%)
EBV	+4.8	-2.0	+2.6	+4.2	+40	+66	+68	+65	+2	+0.7	+43	+2.3	+0.2	+0.4	-0.2
Accuracy	84%	69%	79%	91%	89%	86%	84%	70%	60%	37%	73%	31%	38%	36%	31%
Breed Avg. EBVs for 2022 Born Calves															
EBV	+0.3	+0.3	-0.2	+1.5	+22	+40	+49	+52	+5	+0.5	+31	+2.1	-0.1	+0.4	+0.0

Traits Analysed: 400WT

Statistics: Number of Herds: 13, Progeny Analysed: 103, Number of Dtrs: 8

SELECTION INDEX VALUES		
Market Target	Index Value	Breed Average
Quality Beef Index	+71	+50
Suckler Replacement Index	+49	+39

ROSKYMER BOXER

Ear No TE771-914, born 26/03/1984

MYOSTATIN STATUS: 0

Bred by W W Williams & Sons. Available from the South Devon Herd Book Society. £10/straw


Sire – GROVE FERDINAND EF347-7923

s. WINSOR APOLLO 17 WIN-76133

d. LYNEHAM FAIRY 2 VH665-235

Dam – ROSKYMER DIMPLES 13 TE771-455 s. ROSKYMER SAFFRON'S TRUMP 38 TE771-286

d. ROSKYMER DIMPLES 6 TE771-232

January 2024 South Devon BREEDPLAN															
	Calving Ease DIR (%)	Calving Ease DTRS (%)	Gestation Length (days)	Birth Wt. (kg)	200 Day Wt (kg)	400 Day Wt (kg)	600 Day Wt (kg)	Mat Cow Wt (kg)	Milk (kg)	Scrotal Size (cm)	Carcase Wt (kg)	Eye Muscle Area (sq cm)	Rib Fat (mm)	Retail Beef Yield (%)	IMF (%)
EBV	-4.3	-4.5	+0.9	+2.0	+20	+35	+39	+43	+7	-0.2	+28	+2.9	+0.3	+0.4	-0.1
Accuracy	89%	81%	91%	94%	94%	95%	93%	84%	88%	50%	87%	55%	64%	61%	45%
Breed Avg. EBVs for 2022 Born Calves															
EBV	+0.3	+0.3	-0.2	+1.5	+22	+40	+49	+52	+5	+0.5	+31	+2.1	-0.1	+0.4	+0.0

Traits Analysed: 200WT(x2),400WT(x2),Genomics

Statistics: Number of Herds: **23**, Progeny Analysed: **223**, Scan Progeny: **16**, Number of Dtrs: **61**

SELECTION INDEX VALUES		
Market Target	Index Value	Breed Average
Quality Beef Index	+42	+50
Suckler Replacement Index	+33	+39

ROSKYMER TROOPER

Ear No TE771-386, born 20/06/1978

MYOSTATIN STATUS: 1 (nt821)

Bred by W W Williams & Sons

Available from the South Devon Herd Book Society. £10/straw


Sire – ROSKYMER SAFFRON'S TRUMP 30 TE771-238 s. WINSOR SAFFRON'S TRUMP XBN-809

d. TREWINCE BABY DAISY BUD SDC-40369

Dam – ROSKYMER LORNA 4 TE771-116

s. WINSOR SAFFRON'S TRUMP XBN-809

d. NORTON LORNA 9 (D) SD-22365

January 2024 South Devon BREEDPLAN															
	Calving Ease DIR (%)	Calving Ease DTRS (%)	Gestation Length (days)	Birth Wt. (kg)	200 Day Wt (kg)	400 Day Wt (kg)	600 Day Wt (kg)	Mat Cow Wt (kg)	Milk (kg)	Scrotal Size (cm)	Carcase Wt (kg)	Eye Muscle Area (sq cm)	Rib Fat (mm)	Retail Beef Yield (%)	IMF (%)
EBV	-0.5	-3.8	+1.8	+2.4	+14	+25	+44	+52	+7	+0.5	+24	+1.7	0.0	+0.2	+0.1
Accuracy	94%	91%	86%	95%	95%	95%	94%	89%	94%	63%	91%	67%	75%	73%	55%
Breed Avg. EBVs for 2022 Born Calves															
EBV	+0.3	+0.3	-0.2	+1.5	+22	+40	+49	+52	+5	+0.5	+31	+2.1	-0.1	+0.4	+0.0

Traits Analysed: 200WT,400WT,Genomics

Statistics: Number of Herds: **4**, Progeny Analysed: **138**, Scan Progeny: **14**, Number of Dtrs: **97**

SELECTION INDEX VALUES		
Market Target	Index Value	Breed Average
Quality Beef Index	+41	+50
Suckler Replacement Index	+34	+39

RUFFORD SAS DILLON
Ear No UK165390 300067, born 22/03/2004
MYOSTATIN STATUS: 1 (nt821)

Bred by R W Bostelmann, Rufford, Offley Hay, Eccleshall, Staffordshire, ST21 6HJ
Available from Grove Farms, Wells Folly, Moreton-in-Marsh, Gloucestershire, GL56 0PA, tel: 01608 651464
Sire – RUFFORD SAS RED UK165390 600021
s. OXEY REDDISH 3 UKL5421-00331
d. RUFFORD CAMPION 2 EC798-9405
Dam – RUFFORD CROCUS 2 UKEC0798-00130
s. BROAD OAK DOMITIAN EF347-8802
d. RUFFORD CROCUS 1 EC798-9174


January 2024 South Devon BREEDPLAN															
	Calving Ease DIR (%)	Calving Ease DTRS (%)	Gestation Length (days)	Birth Wt. (kg)	200 Day Wt (kg)	400 Day Wt (kg)	600 Day Wt (kg)	Mat Cow Wt (kg)	Milk (kg)	Scrotal Size (cm)	Carcase Wt (kg)	Eye Muscle Area (sq cm)	Rib Fat (mm)	Retail Beef Yield (%)	IMF (%)
EBV	-9.6	+0.7	+0.5	+3.3	+33	+60	+91	+94	+7	-0.1	+50	+4.0	-1.1	+1.8	-0.2
Accuracy	89%	80%	91%	94%	92%	93%	91%	83%	80%	73%	83%	64%	79%	76%	72%
Breed Avg. EBVs for 2022 Born Calves															
EBV	+0.3	+0.3	-0.2	+1.5	+22	+40	+49	+52	+5	+0.5	+31	+2.1	-0.1	+0.4	+0.0

Traits Analysed: BWT,200WT(x2),400WT(x2),600WT,SS,FAT,EMA,Genomics
Statistics: Number of Herds: 9, Progeny Analysed: 128, Scan Progeny: 43, Number of Dtrs: 20

SELECTION INDEX VALUES		
Market Target	Index Value	Breed Average
Quality Beef Index	+80	+50
Suckler Replacement Index	+41	+39

RUFFORD SAS JAMBO (AI)
Ear No UK165390 400166, born 23/01/2010
MYOSTATIN STATUS: 0

Bred by R W Bostelmann, Rufford, Offley Hay, Eccleshall, Staffordshire, ST21 6HJ Tel 01785 850575
Available from breeder
Sire – EDMESTON HOMER 1 UKV2745-00610
s. ERME JAFFA V2167-9302
d. EDMESTON HILDA 257 V2745-9492
Dam – Z RUFFORD SAS CLOVER 18 UK165390 200129
s. RUFFORD SAS RED UK165390 600021
d. Z RUFFORD SAS CLOVER 11 UK165390 600049

January 2024 South Devon BREEDPLAN															
	Calving Ease DIR (%)	Calving Ease DTRS (%)	Gestation Length (days)	Birth Wt. (kg)	200 Day Wt (kg)	400 Day Wt (kg)	600 Day Wt (kg)	Mat Cow Wt (kg)	Milk (kg)	Scrotal Size (cm)	Carcase Wt (kg)	Eye Muscle Area (sq cm)	Rib Fat (mm)	Retail Beef Yield (%)	IMF (%)
EBV	-8.2	-0.6	+0.4	+5.3	+46	+77	+101	+99	+2	+0.7	+53	+2.7	-1.3	+1.6	-0.1
Accuracy	79%	67%	85%	87%	86%	87%	84%	73%	61%	73%	76%	58%	73%	69%	65%
Breed Avg. EBVs for 2022 Born Calves															
EBV	+0.3	+0.3	-0.2	+1.5	+22	+40	+49	+52	+5	+0.5	+31	+2.1	-0.1	+0.4	+0.0

Traits Analysed: GL,BWT,200WT(x2),400WT(x2),600WT(x2),SS,FAT,EMA,IMF,Genomics
Statistics: Number of Herds: 15, Progeny Analysed: 81, Scan Progeny: 40, Number of Dtrs: 10

SELECTION INDEX VALUES		
Market Target	Index Value	Breed Average
Quality Beef Index	+90	+50
Suckler Replacement Index	+46	+39

RUFFORD SAS NAPOLEON (AI)

Ear No UK165390 700239, born 06/03/2014

MYOSTATIN STATUS: 1 (nt821)

Bred by R W Bostelmann, Rufford, Offley Hay, Eccleshall, Staffordshire, ST21 6HJ, tel: 01785 850575

Available from breeder

Sire – KESTLE LEO 12 UK381722 200592


s. LUMBYLAW LEO 2 UK106887 100400

d. KESTLE DAHLIA 51 UK381722 400328

Dam – RUFFORD SAS EMMA 3 UK165390 700148

s. RUFFORD SAS RED UK165390 600021

d. RUFFORD SAS EMMA UK165390 400054

January 2024 South Devon BREEDPLAN															
	Calving Ease DIR (%)	Calving Ease DTRS (%)	Gestation Length (days)	Birth Wt. (kg)	200 Day Wt (kg)	400 Day Wt (kg)	600 Day Wt (kg)	Mat Cow Wt (kg)	Milk (kg)	Scrotal Size (cm)	Carcase Wt (kg)	Eye Muscle Area (sq cm)	Rib Fat (mm)	Retail Beef Yield (%)	IMF (%)
EBV	-0.9	+0.4	+0.8	+1.7	+25	+44	+55	+59	+6	+0.6	+38	+2.2	-0.7	+1.2	-0.3
Accuracy	54%	44%	52%	69%	68%	70%	70%	58%	41%	58%	60%	39%	48%	44%	36%
Breed Avg. EBVs for 2022 Born Calves															
EBV	+0.3	+0.3	-0.2	+1.5	+22	+40	+49	+52	+5	+0.5	+31	+2.1	-0.1	+0.4	+0.0

Traits Analysed: CE,BWT,200WT,400WT,600WT,SS,FAT,EMA,IMF

SELECTION INDEX VALUES		
Market Target	Index Value	Breed Average
Quality Beef Index	+59	+50
Suckler Replacement Index	+41	+39

S.D.E. BUTTERCUP'S TRUMP 3

Ear No SDE-34, born 18/08/1988

MYOSTATIN STATUS: 1 (nt821)

Bred by South Devon Embryos Ltd. Available from the South Devon Herd Book Society. £10/straw


Sire – WINSOR SAFFRON'S TRUMP XBN-809

s. TREWINNEY NO 83 MTX-794

d. WINSOR SAFFRON 24 MUD-385

Dam – COOMBE FARM BUTTERCUP 29 T6-638 s. TREWINT JUBILEE T1580-152

d. COOMBE FARM BUTTERCUP 18 T6-533

January 2024 South Devon BREEDPLAN															
	Calving Ease DIR (%)	Calving Ease DTRS (%)	Gestation Length (days)	Birth Wt. (kg)	200 Day Wt (kg)	400 Day Wt (kg)	600 Day Wt (kg)	Mat Cow Wt (kg)	Milk (kg)	Scrotal Size (cm)	Carcase Wt (kg)	Eye Muscle Area (sq cm)	Rib Fat (mm)	Retail Beef Yield (%)	IMF (%)
EBV	-13.2	-0.4	+3.5	+3.5	+12	+9	+18	+26	+1	+0.7	+10	+2.0	-0.3	+0.6	-0.2
Accuracy	92%	87%	87%	95%	94%	94%	92%	87%	90%	67%	88%	71%	80%	78%	63%
Breed Avg. EBVs for 2022 Born Calves															
EBV	+0.3	+0.3	-0.2	+1.5	+22	+40	+49	+52	+5	+0.5	+31	+2.1	-0.1	+0.4	+0.0

Traits Analysed: 200WT(x2),400WT(x2),Genomics

Statistics: Number of Herds: 12, Progeny Analysed: 121, Scan Progeny: 40, Number of Dtrs: 43

SELECTION INDEX VALUES		
Market Target	Index Value	Breed Average
Quality Beef Index	+19	+50
Suckler Replacement Index	+23	+39

S.D.E. DOWNY'S BRUTUS 2

Ear No SDE-9, born 18/03/1988

MYOSTATIN STATUS: 1 (nt821)

Bred by South Devon Embryos Ltd. Available from the South Devon Herd Book Society. £10/straw

Sire – GROVE BRUTUS 3 EF347-8329


s. GROVE FERDINAND EF347-7923

d. COOMBE FARM BUTTERCUP 17 (C) T6-507

Dam – ROSKYMER DOWNY 24 TE771-576

s. ROSKYMER TROOPER 2 TE771-387

d. ROSKYMER DOWNY 15 T771-391

January 2024 South Devon BREEDPLAN															
	Calving Ease DIR (%)	Calving Ease DTRS (%)	Gestation Length (days)	Birth Wt. (kg)	200 Day Wt (kg)	400 Day Wt (kg)	600 Day Wt (kg)	Mat Cow Wt (kg)	Milk (kg)	Scrotal Size (cm)	Carcass Wt (kg)	Eye Muscle Area (sq cm)	Rib Fat (mm)	Retail Beef Yield (%)	IMF (%)
EBV	-3.1	-1.5	+2.8	+1.0	+4	+2	+20	+37	-2	+0.2	+17	+2.8	-0.3	+0.9	-0.1
Accuracy	72%	61%	65%	82%	87%	89%	87%	72%	61%	35%	75%	37%	43%	41%	28%
Breed Avg. EBVs for 2022 Born Calves															
EBV	+0.3	+0.3	-0.2	+1.5	+22	+40	+49	+52	+5	+0.5	+31	+2.1	-0.1	+0.4	+0.0

Traits Analysed: 200WT(x2),400WT(x2)

Statistics: Number of Herds: 11, Progeny Analysed: 67, Number of Dtrs: 5

SELECTION INDEX VALUES		
Market Target	Index Value	Breed Average
Quality Beef Index	+26	+50
Suckler Replacement Index	+31	+39

SHORLAND ASHLEY (CP) (PP)

Ear No SHOR-9004, born 07/05/1990

Homozygous polled (PP)

MYOSTATIN STATUS: 1 (nt821)

Bred by D H B Holland, Challacombe Estates Ltd, Shoulsbarrow, Challacombe, Barnstaple, Devon

Available from D J Thomas & Son, c/o Mr D M Thomas, Treguddick Farm, South Petherwin, Launceston, Cornwall, PL15 7JN Tel 01566 86770

Sire – CP BILLINGSLEY HERCULES 7 F4747-279


s. TREVEAN HERCULES 5 T1594-511

d. TORR DOWN NATALIE 10 VH77-330

Dam – CLOBRED POLL POLLY 4 CLOKE-Z29

s. CHOLWELLS POLL ACE 13 V1456-8261

d. EASTCOTT POLLY 4 (B) T1154-14

January 2024 South Devon BREEDPLAN															
	Calving Ease DIR (%)	Calving Ease DTRS (%)	Gestation Length (days)	Birth Wt. (kg)	200 Day Wt (kg)	400 Day Wt (kg)	600 Day Wt (kg)	Mat Cow Wt (kg)	Milk (kg)	Scrotal Size (cm)	Carcass Wt (kg)	Eye Muscle Area (sq cm)	Rib Fat (mm)	Retail Beef Yield (%)	IMF (%)
EBV	-2.2	+6.7	+1.4	+2.7	+29	+59	+67	+83	-1	0.0	+42	+2.6	+0.3	+0.1	0.0
Accuracy	92%	86%	92%	94%	93%	93%	92%	85%	82%	71%	85%	59%	73%	70%	65%
Breed Avg. EBVs for 2022 Born Calves															
EBV	+0.3	+0.3	-0.2	+1.5	+22	+40	+49	+52	+5	+0.5	+31	+2.1	-0.1	+0.4	+0.0

Traits Analysed: CE,200WT,400WT,Genomics

Statistics: Number of Herds: 28, Progeny Analysed: 163, Scan Progeny: 22, Number of Dtrs: 29

SELECTION INDEX VALUES		
Market Target	Index Value	Breed Average
Quality Beef Index	+62	+50
Suckler Replacement Index	+45	+39

TREGLINNICK CAVALIER

Ear No T2208-3459, born 23/03/1987

MYOSTATIN STATUS: 0

Bred by James Eustice Farms, Treglinnick Farm, St Ervan, Wadebridge, Cornwall, PL27 7RS

Available from the South Devon Herd Book Society. £10/straw

Sire – TREVASSACK APOLLO 4 T1056-85014


s. ROSKYMER TROOPER 1 TE771-386

d. TREVASSACK MIMOSA 32 T1056-79051

s. CROKERS EXPRESS 10 V3837-151

d. HAY MIDGE 7 (C) T2208-1801

Dam – HAY MIDGE 9 T2208-2567

January 2024 South Devon BREEDPLAN															
	Calving Ease DIR (%)	Calving Ease DTRS (%)	Gestation Length (days)	Birth Wt. (kg)	200 Day Wt (kg)	400 Day Wt (kg)	600 Day Wt (kg)	Mat Cow Wt (kg)	Milk (kg)	Scrotal Size (cm)	Carcass Wt (kg)	Eye Muscle Area (sq cm)	Rib Fat (mm)	Retail Beef Yield (%)	IMF (%)
EBV	+2.8	-3.1	+1.5	+1.1	+12	+6	+13	+20	+11	+0.3	+12	+1.1	+0.6	-0.4	+0.1
Accuracy	78%	64%	70%	88%	93%	94%	87%	72%	75%	31%	80%	43%	52%	49%	27%
Breed Avg. EBVs for 2022 Born Calves															
EBV	+0.3	+0.3	-0.2	+1.5	+22	+40	+49	+52	+5	+0.5	+31	+2.1	-0.1	+0.4	+0.0

Traits Analysed: Genomics

Statistics: Number of Herds: 17, Progeny Analysed: 177, Scan Progeny: 11, Number of Dtrs: 33

SELECTION INDEX VALUES		
Market Target	Index Value	Breed Average
Quality Beef Index	+19	+50
Suckler Replacement Index	+28	+39

TREWINT HENRY 1

Ear No UKT1580-00337

MYOSTATIN STATUS: 1 (nt821)

Bred by P S & A P Rowe, Trewint Farm, Menheniot, Liskeard, Cornwall, PL14 3RE

Available from the South Devon Herd Book Society. £10/straw

Sire – SEXTON HENRY UKV4963-00067


s. SEXTON HERMES 2 V3451-9410

d. SEXTON BRINGGOOD 30 V3451-9138

Dam – TREWINT DARKIE 95 (T) T1580-94792

s. GROVE HECTOR 6 EF347-8843

d. TREWINT DARKIE 83 T1580-91369

January 2024 South Devon BREEDPLAN															
	Calving Ease DIR (%)	Calving Ease DTRS (%)	Gestation Length (days)	Birth Wt. (kg)	200 Day Wt (kg)	400 Day Wt (kg)	600 Day Wt (kg)	Mat Cow Wt (kg)	Milk (kg)	Scrotal Size (cm)	Carcass Wt (kg)	Eye Muscle Area (sq cm)	Rib Fat (mm)	Retail Beef Yield (%)	IMF (%)
EBV	+7.8	+0.5	+3.3	-0.8	+9	+24	+8	+12	+9	+0.2	+27	+2.7	-0.3	+0.9	-0.5
Accuracy	89%	82%	91%	93%	93%	94%	92%	86%	86%	57%	86%	57%	73%	69%	58%
Breed Avg. EBVs for 2022 Born Calves															
EBV	+0.3	+0.3	-0.2	+1.5	+22	+40	+49	+52	+5	+0.5	+31	+2.1	-0.1	+0.4	+0.0

Traits Analysed: CE,400WT(x2),600WT,FAT,EMA,Genomics

Statistics: Number of Herds: 33, Progeny Analysed: 215, Scan Progeny: 13, Number of Dtrs: 27

SELECTION INDEX VALUES		
Market Target	Index Value	Breed Average
Quality Beef Index	+34	+50
Suckler Replacement Index	+36	+39

TREWINT MAGNETTO 3 SOCIETY PROVEN BULL (for new breeders)**UK383029 700726, born 18/02/2009****MYOSTATIN STATUS: 0**

Bred by P S & A P Rowe, Trewint, Menheniot, Liskeard, Cornwall, PL14 3RE

Available from South Devon Herd Book Society. £15/straw

Sire – TREWINT MAGNETTO UK383029 300316


s. TREWINT MAGNET 1 UK383029 200049

d. TREWINT BUTTERCUP 189 UK383029 700103

Dam – TREWINT JILL 301 UKT1580-00338

s. SEXTON BARON 28 V3451-9408

d. TREWINT JILL 274 UK51580-00135

January 2024 South Devon BREEDPLAN															
	Calving Ease DIR (%)	Calving Ease DTRS (%)	Gestation Length (days)	Birth Wt. (kg)	200 Day Wt (kg)	400 Day Wt (kg)	600 Day Wt (kg)	Mat Cow Wt (kg)	Milk (kg)	Scrotal Size (cm)	Carcase Wt (kg)	Eye Muscle Area (sq cm)	Rib Fat (mm)	Retail Beef Yield (%)	IMF (%)
EBV	-4.3	+2.3	+0.8	+1.2	+17	+38	+49	+30	+11	+0.4	+33	+2.7	-0.4	+1.1	-0.2
Accuracy	79%	69%	70%	87%	92%	92%	92%	86%	82%	36%	83%	38%	49%	46%	35%
Breed Avg. EBVs for 2022 Born Calves															
EBV	+0.3	+0.3	-0.2	+1.5	+22	+40	+49	+52	+5	+0.5	+31	+2.1	-0.1	+0.4	+0.0

Traits Analysed: 400WT,600WT**Statistics: Number of Herds: 4, Progeny Analysed: 123, Number of Dtrs: 31**

SELECTION INDEX VALUES		
Market Target	Index Value	Breed Average
Quality Beef Index	+52	+50
Suckler Replacement Index	+38	+39

WADDETON ILLISTRAM 13 (HP)**Ear No UK364027 100929, born 16/08/2010****Heterozygous polled (HP)****MYOSTATIN STATUS: 1 (nt821)**

Bred by The Tully Partnership, East Farm, Waddeton, Brixham, Devon, TQ5 0EL

Available from Grove Farms, Wells Folly, Moreton-in-Marsh, Glos, GL56 0PA Tel: 01608 651464

Sire – Z EYTON SAS ILLYA 1 UK304620 400054


s. Z CILGWRRWG ILLYA UKFV0180-00017

d. Z CILGWRRWG LOLITA UK303135 300002

Dam – WADDETON ANN 75 UK364027 400239

s. EDMESTON ECLIPSE 4 UKV2745-00666

d. WADDETON ANN 41 UKVN1614-00195

January 2024 South Devon BREEDPLAN															
	Calving Ease DIR (%)	Calving Ease DTRS (%)	Gestation Length (days)	Birth Wt. (kg)	200 Day Wt (kg)	400 Day Wt (kg)	600 Day Wt (kg)	Mat Cow Wt (kg)	Milk (kg)	Scrotal Size (cm)	Carcase Wt (kg)	Eye Muscle Area (sq cm)	Rib Fat (mm)	Retail Beef Yield (%)	IMF (%)
EBV	-11.3	-1.3	+2.2	+3.4	+30	+66	+75	+100	+5	+0.8	+46	+2.4	-1.0	+1.0	-0.2
Accuracy	86%	75%	89%	92%	90%	89%	87%	75%	70%	52%	78%	53%	71%	67%	63%
Breed Avg. EBVs for 2022 Born Calves															
EBV	+0.3	+0.3	-0.2	+1.5	+22	+40	+49	+52	+5	+0.5	+31	+2.1	-0.1	+0.4	+0.0

Traits Analysed: GL,CE,BWT,200WT(x2),400WT(x2),600WT(x2),Genomics**Statistics: Number of Herds: 2, Progeny Analysed: 84, Scan Progeny: 25, Number of Dtrs: 8**

SELECTION INDEX VALUES		
Market Target	Index Value	Breed Average
Quality Beef Index	+67	+50
Suckler Replacement Index	+34	+39

WELLAND VALLEY CRUSADER 5

Ear No UK201140 201132, born 14/07/2008

MYOSTATIN STATUS: 0

Bred by M E & T E Broome, Manor Farm, Thorpe Langton, Market Harborough, Leicestershire, LE16 7TS

Available from G W J & L F Pluess, Trevoulter Barton, Poundstock, Bude, Cornwall, EX23 0DH

Tel 07768

100560 Royalty: £30 + VAT

Sire – WELLAND VALLEY CRUSADER UK201140 600751


s. WELLAND VALLEY EXPLORER 3 UK201140 500330

d. WELLAND VALLEY ETHEL 2 UK201140 300181

Dam – WELLAND VALLEY GEMMA 1 UK201140 200712

s. WELLAND VALLEY HANBURY 1 UK201140 500281

d. WELLAND VALLEY GEM 1 UK201140 200712

January 2024 South Devon BREEDPLAN															
	Calving Ease DIR (%)	Calving Ease DTRS (%)	Gestation Length (days)	Birth Wt. (kg)	200 Day Wt (kg)	400 Day Wt (kg)	600 Day Wt (kg)	Mat Cow Wt (kg)	Milk (kg)	Scrotal Size (cm)	Carcase Wt (kg)	Eye Muscle Area (sq cm)	Rib Fat (mm)	Retail Beef Yield (%)	IMF (%)
EBV	+2.2	-0.3	-2.4	+2.6	+33	+53	+71	+77	+9	+0.5	+38	+2.5	-0.5	+0.9	-0.2
Accuracy	85%	74%	85%	90%	84%	82%	82%	71%	56%	45%	69%	31%	41%	37%	31%
Breed Avg. EBVs for 2022 Born Calves															
EBV	+0.3	+0.3	-0.2	+1.5	+22	+40	+49	+52	+5	+0.5	+31	+2.1	-0.1	+0.4	+0.0

Traits Analysed: CE,400WT(x2),600WT

Statistics: Number of Herds: 7, Progeny Analysed: 69, Number of Dtrs: 5

SELECTION INDEX VALUES		
Market Target	Index Value	Breed Average
Quality Beef Index	+69	+50
Suckler Replacement Index	+43	+39

WELLAND VALLEY DYNAMIC 6 SOCIETY PROVEN BULL (for new breeders)

Ear No UK201140 501044, born 24/03/2008

MYOSTATIN STATUS: 0

Bred by M E & T E Broome, Manor Farm, Thorpe Langton, Market Harborough, Leicestershire, LE16 7TS

Available from South Devon Herd Book Society. £15/straw

Sire – STRETCHFORD DYNAMIC 3 UK365662 70236


s. GROVE DRUSUS 7 UK321568 400119

d. STRETCHFORD VALERIE 137 UK365662 600011

Dam – WELLAND VALLEY DOWNEY 7 UK201140 100284

s. EDMESTON HOMER 5 UKV2745-00648

d. ROSKYMER DOWNY 95 TE771-9339

January 2024 South Devon BREEDPLAN															
	Calving Ease DIR (%)	Calving Ease DTRS (%)	Gestation Length (days)	Birth Wt. (kg)	200 Day Wt (kg)	400 Day Wt (kg)	600 Day Wt (kg)	Mat Cow Wt (kg)	Milk (kg)	Scrotal Size (cm)	Carcase Wt (kg)	Eye Muscle Area (sq cm)	Rib Fat (mm)	Retail Beef Yield (%)	IMF (%)
EBV	+1.4	-5.5	+3.7	+3.1	+24	+55	+51	+44	+2	+1.1	+42	+4.5	-0.1	+1.7	-0.3
Accuracy	86%	77%	87%	91%	89%	90%	88%	80%	78%	68%	81%	57%	74%	70%	66%
Breed Avg. EBVs for 2022 Born Calves															
EBV	+0.3	+0.3	-0.2	+1.5	+22	+40	+49	+52	+5	+0.5	+31	+2.1	-0.1	+0.4	+0.0

Traits Analysed: CE,200WT,400WT,Genomics

Statistics: Number of Herds: 7, Progeny Analysed: 160, Scan Progeny: 73, Number of Dtrs: 20

SELECTION INDEX VALUES		
Market Target	Index Value	Breed Average
Quality Beef Index	+67	+50
Suckler Replacement Index	+47	+39

WINSOR TRUMP 8

Ear No XAE-213, born 17/12/1968

MYOSTATIN STATUS: 1 (nt821)

Bred by Lyneham Farms Ltd. Available from the South Devon Herd Book Society. £10/straw

Sire – TREWINNEY NO 83 MTX-794


s. PAMFLETE MAJOR GENERAL 37 MLN-454

d. TREWINNEY WALLFLOWER 3 NW-7812

Dam – WINSOR FANCY 10 (MPP-058)

s. CR DITTISHAM LUMPY 2 HL-9850

d. WINSOR FANCY 4 PT-1781

January 2024 South Devon BREEDPLAN															
	Calving Ease DIR (%)	Calving Ease DTRS (%)	Gestation Length (days)	Birth Wt. (kg)	200 Day Wt (kg)	400 Day Wt (kg)	600 Day Wt (kg)	Mat Cow Wt (kg)	Milk (kg)	Scrotal Size (cm)	Carcase Wt (kg)	Eye Muscle Area (sq cm)	Rib Fat (mm)	Retail Beef Yield (%)	IMF (%)
EBV	+1.1	-0.4	+2.5	+1.9	+17	+19	+29	+45	+3	0.0	+21	+1.4	-0.3	+0.2	-0.1
Accuracy	68%	64%	59%	71%	70%	71%	68%	60%	71%	36%	64%	38%	44%	42%	29%
Breed Avg. EBVs for 2022 Born Calves															
EBV	+0.3	+0.3	-0.2	+1.5	+22	+40	+49	+52	+5	+0.5	+31	+2.1	-0.1	+0.4	+0.0

Statistics: Number of Herds: 2, Progeny Analysed: 4, Number of Dtrs: 4

SELECTION INDEX VALUES		
Market Target	Index Value	Breed Average
Quality Beef Index	+33	+50
Suckler Replacement Index	+32	+39

WONWELL COMMERCIAL 22

Ear No MXU-364, born 23/07/1966

MYOSTATIN STATUS: 0

Bred by Mrs B Willcocks. Available from the South Devon Herd Book Society. £10/straw

Sire – DUNTERTON NO. 81 SD-21085


s. DUNTERTON NO. 67 SD-15903

d. DUNTERTON DAWN 6 SD-15904

Dam – OXENCOMBE FLOWER 16 SD-23630

s. SANDWELL NIZAM MCS-242

d. OXENCOMBE FLOWER 7 (T) (FC) MBS-201

January 2024 South Devon BREEDPLAN															
	Calving Ease DIR (%)	Calving Ease DTRS (%)	Gestation Length (days)	Birth Wt. (kg)	200 Day Wt (kg)	400 Day Wt (kg)	600 Day Wt (kg)	Mat Cow Wt (kg)	Milk (kg)	Scrotal Size (cm)	Carcase Wt (kg)	Eye Muscle Area (sq cm)	Rib Fat (mm)	Retail Beef Yield (%)	IMF (%)
EBV	0.0	+0.9	+1.7	+1.7	+21	+27	+36	+40	+13	-	+23	-	0.0	-0.2	-
Accuracy	67%	58%	61%	73%	70%	69%	66%	53%	68%	-	57%	-	29%	27%	-
Breed Avg. EBVs for 2022 Born Calves															
EBV	+0.3	+0.3	-0.2	+1.5	+22	+40	+49	+52	+5	+0.5	+31	+2.1	-0.1	+0.4	+0.0

Traits Analysed: Genomics

Statistics: Number of Herds: 1, Progeny Analysed: 2, Number of Dtrs: 8

SELECTION INDEX VALUES		
Market Target	Index Value	Breed Average
Quality Beef Index	+36	+50
Suckler Replacement Index	+31	+39

WOODAH FORESTER 19

Ear No VG598-D7, born 29/10/1971

MYOSTATIN STATUS: 1 (nt821)

Bred by Mr L J Holt. Available from the South Devon Herd Book Society. £10/straw

Sire – WOODAH FORESTER 10 VG598-B8


s. EXWELL FORESTER XB-6336

d. OXENCOMBE SNOWDROP 4 SD-23887

Dam – OXENCOMBE ROSEBUD 7 V3332-59

s. UPTON MANOR FARM DAIRYMAN ZP-6981

d. OXENCOMBE ROSEBUD 6 V3332-47

January 2024 South Devon BREEDPLAN															
	Calving Ease DIR (%)	Calving Ease DTRS (%)	Gestation Length (days)	Birth Wt. (kg)	200 Day Wt (kg)	400 Day Wt (kg)	600 Day Wt (kg)	Mat Cow Wt (kg)	Milk (kg)	Scrotal Size (cm)	Carcase Wt (kg)	Eye Muscle Area (sq cm)	Rib Fat (mm)	Retail Beef Yield (%)	IMF (%)
EBV	+1.9	-3.3	+4.8	+2.2	+17	+25	+38	+42	+12	+0.1	+28	+2.2	+0.1	+0.4	-
Accuracy	69%	60%	79%	76%	74%	74%	71%	58%	67%	26%	63%	34%	44%	42%	-
Breed Avg. EBVs for 2022 Born Calves															
EBV	+0.3	+0.3	-0.2	+1.5	+22	+40	+49	+52	+5	+0.5	+31	+2.1	-0.1	+0.4	+0.0

Statistics: Number of Herds: 12, Progeny Analysed: 29, Scan Progeny: 2, Number of Dtrs: 6

SELECTION INDEX VALUES		
Market Target	Index Value	Breed Average
Quality Beef Index	+42	+50
Suckler Replacement Index	+34	+39

WOODHAYES ILLYA 12 (AI) (HP)

Ear No UK361609 700166, born 10/01/2007 Heterozygous polled (HP)

MYOSTATIN STATUS: 1 (nt821)

Bred by B G & J A Z Dart, Woodhayes, Clyst Hydon, Cullompton, Devon, EX15 2NT

Available from South Devon Herd Book Society. £10/straw

Sire – Z CILGWRRWG ILLYA UKFV0180-00017


s. PAPER MILL SAFFRON G8388-9304

d. Z CILGWRRWG FRUHLING FV180-9406

Dam – WOODHAYES DAFFODIL 6 UKV7403-00106

s. GROVE CHARLEMAGNE 5 EF347-9206

d. WOODHAYES DAFFODIL 2 V7403-A001

January 2024 South Devon BREEDPLAN															
	Calving Ease DIR (%)	Calving Ease DTRS (%)	Gestation Length (days)	Birth Wt. (kg)	200 Day Wt (kg)	400 Day Wt (kg)	600 Day Wt (kg)	Mat Cow Wt (kg)	Milk (kg)	Scrotal Size (cm)	Carcase Wt (kg)	Eye Muscle Area (sq cm)	Rib Fat (mm)	Retail Beef Yield (%)	IMF (%)
EBV	-1.6	+0.5	-3.2	+1.6	+26	+52	+68	+79	+3	+1.4	+36	+3.1	+1.2	-0.2	+0.3
Accuracy	84%	75%	86%	90%	87%	87%	86%	76%	69%	54%	77%	53%	67%	64%	59%
Breed Avg. EBVs for 2022 Born Calves															
EBV	+0.3	+0.3	-0.2	+1.5	+22	+40	+49	+52	+5	+0.5	+31	+2.1	-0.1	+0.4	+0.0

Traits Analysed: GL,CE,200WT,400WT,600WT(x2),Genomics

Statistics: Number of Herds: 19, Progeny Analysed: 69, Scan Progeny: 8, Number of Dtrs: 12

SELECTION INDEX VALUES		
Market Target	Index Value	Breed Average
Quality Beef Index	+59	+50
Suckler Replacement Index	+46	+39

TO ORDER SEMEN FROM THE SOUTH DEVON HERD
BOOK SOCIETY, OR FOR ADVICE ON WHICH BULL
MIGHT BE MOST SUITABLE FOR YOUR
REQUIREMENTS, PLEASE TELEPHONE 01392 447494.

FOR OTHER ORDERS PLEASE CONTACT
BREEDER/OWNER DIRECT.

PLEASE NOTE THAT ALL DISTRIBUTION AND
DESPATCH CHARGES ARE TO BE BORNE BY THE
PURCHASER.